

# Preschool Applications

Amongst 27 Peninsula Schools



**26.67%**  
**decrease**



**46.67%**  
**increase**



**26.67%**  
**same as**  
**last year**

# Kindergarten Applications

Amongst 27 Peninsula Schools



**56%**  
**decrease**



**32%**  
**increase**



**12%**  
**same as**  
**last year**



# Kindergarten Availability

Amongst 27 Peninsula Schools



**86% had availability in April**

# Kindergarten Availability

25 San Francisco Schools



45% had availability in April

# Voluntary Reasons for Leaving

Amongst All BADA Schools



**relocation**



**more  
affordable  
options**



**public/charter  
school option**

# Financial Aid Applications

Amongst Peninsula Schools



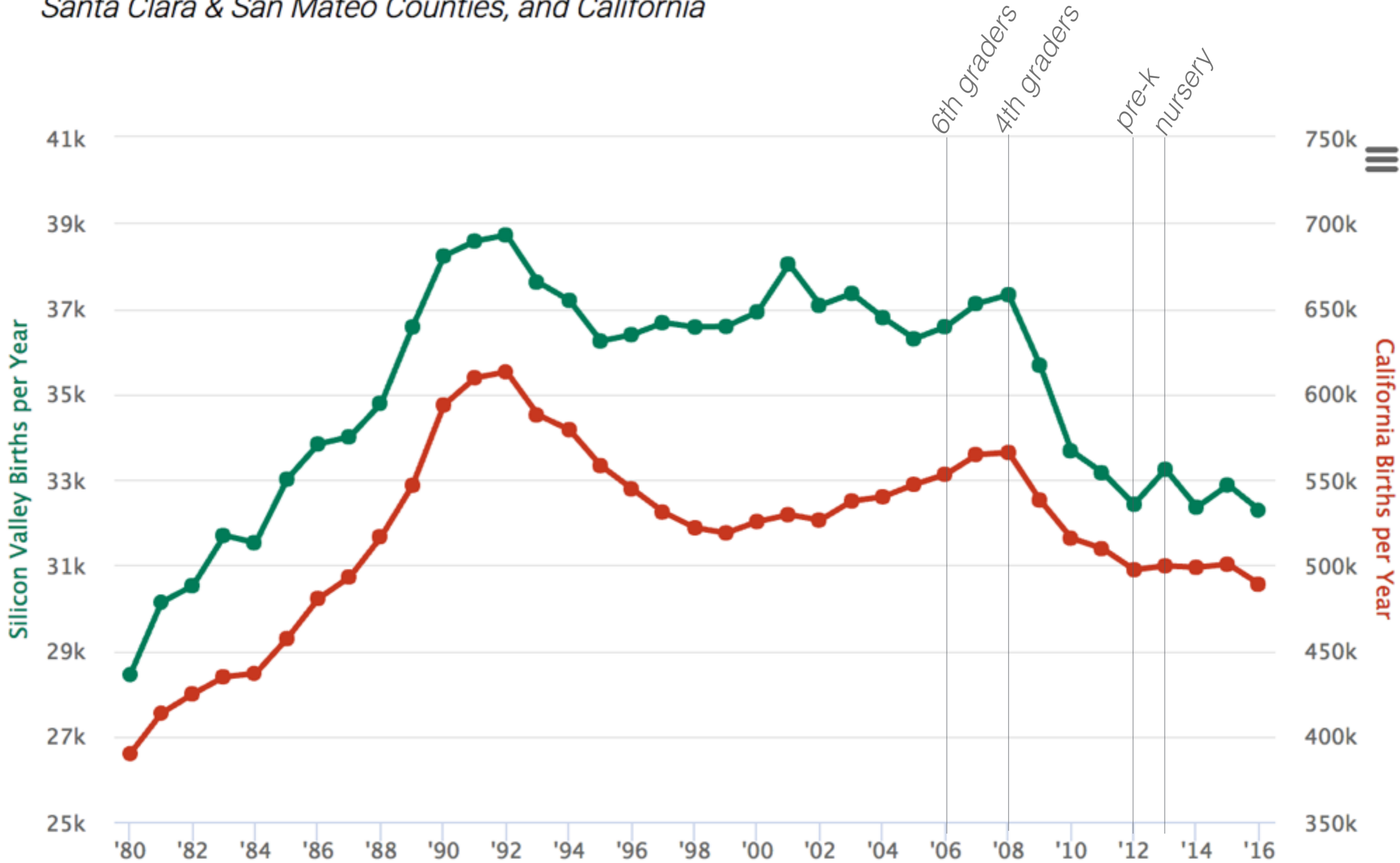
**60% increase  
for returning  
families**



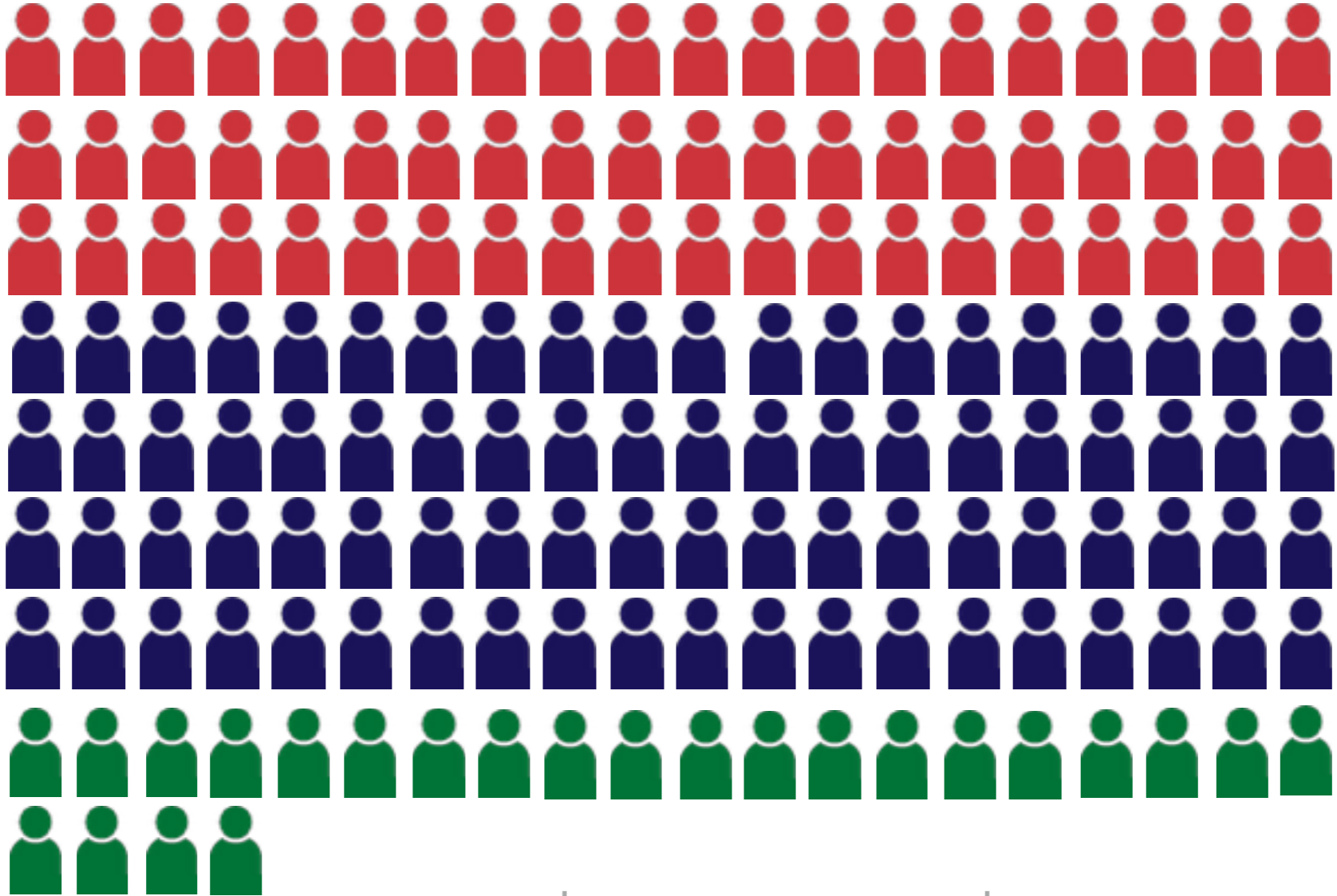
**63% increase  
for new applicant  
families**

# Births

*Santa Clara & San Mateo Counties, and California*



# Application by Program



'14-'15

'15-'16

'16-'17

#

#

#

#

#

#

#

#


#

You can do this by division, grade or by application type



# Admission Funnel Highlights

inquiry



application



accepted



enrolled



%

%

%

%

%

%

Division

Division

school's  
selectivity

families'  
selectivity