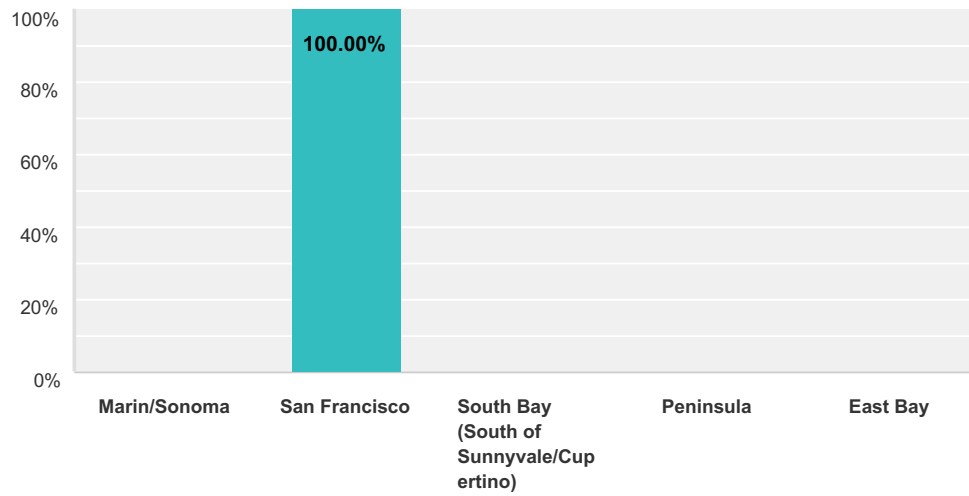


Q1 In which region is your school located?

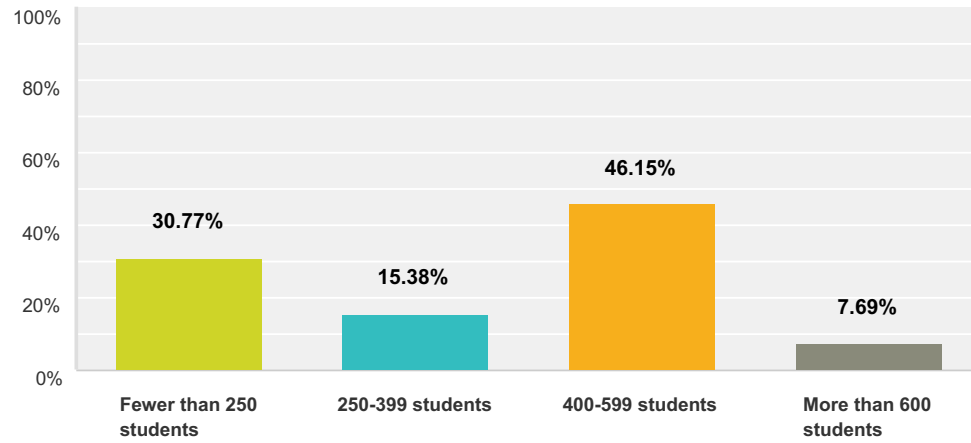
Answered: 13 Skipped: 0



Answer Choices	Responses
Marin/Sonoma	0.00% 0
San Francisco	100.00% 13
South Bay (South of Sunnyvale/Cupertino)	0.00% 0
Peninsula	0.00% 0
East Bay	0.00% 0
Total	13

Q2 What size is your school?

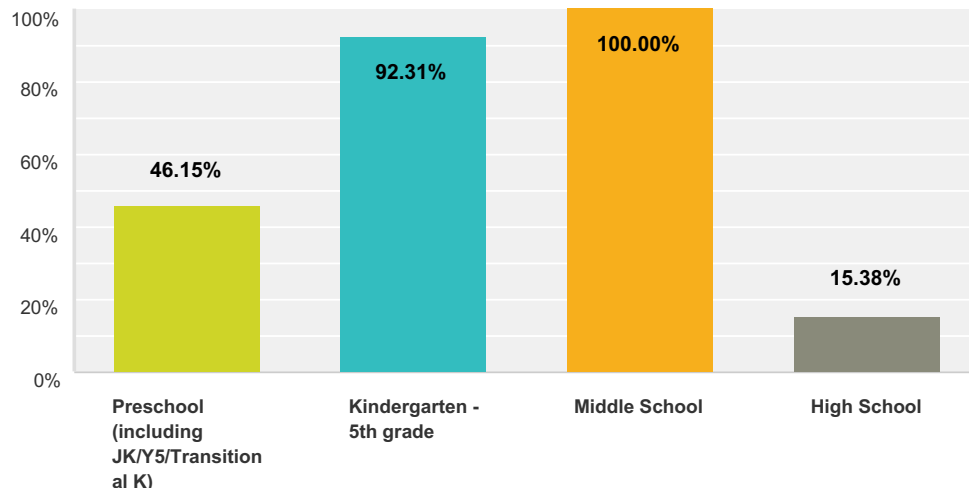
Answered: 13 Skipped: 0



Answer Choices	Responses	
Fewer than 250 students	30.77%	4
250-399 students	15.38%	2
400-599 students	46.15%	6
More than 600 students	7.69%	1
Total		13

Q3 What grade levels does your school offer?

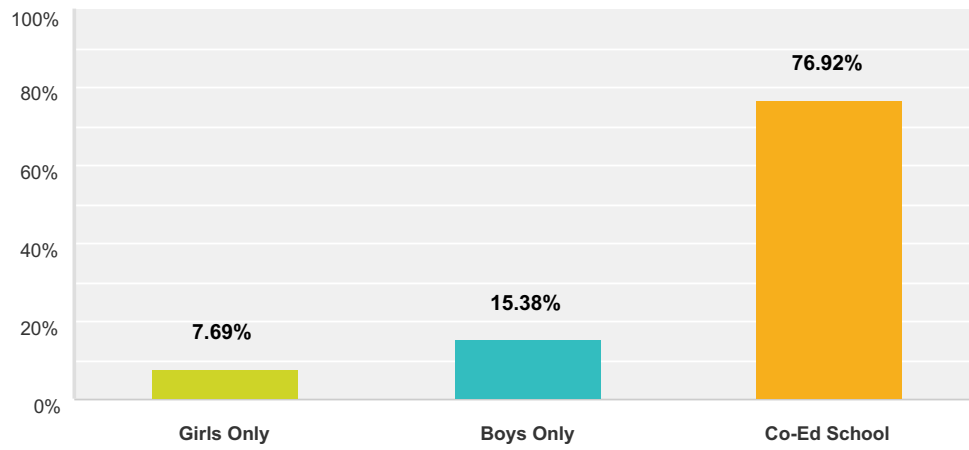
Answered: 13 Skipped: 0



Answer Choices	Responses
Preschool (including JK/Y5/Transitional K)	46.15% 6
Kindergarten - 5th grade	92.31% 12
Middle School	100.00% 13
High School	15.38% 2
Total Respondents: 13	

Q4 What genders do you serve at your school?

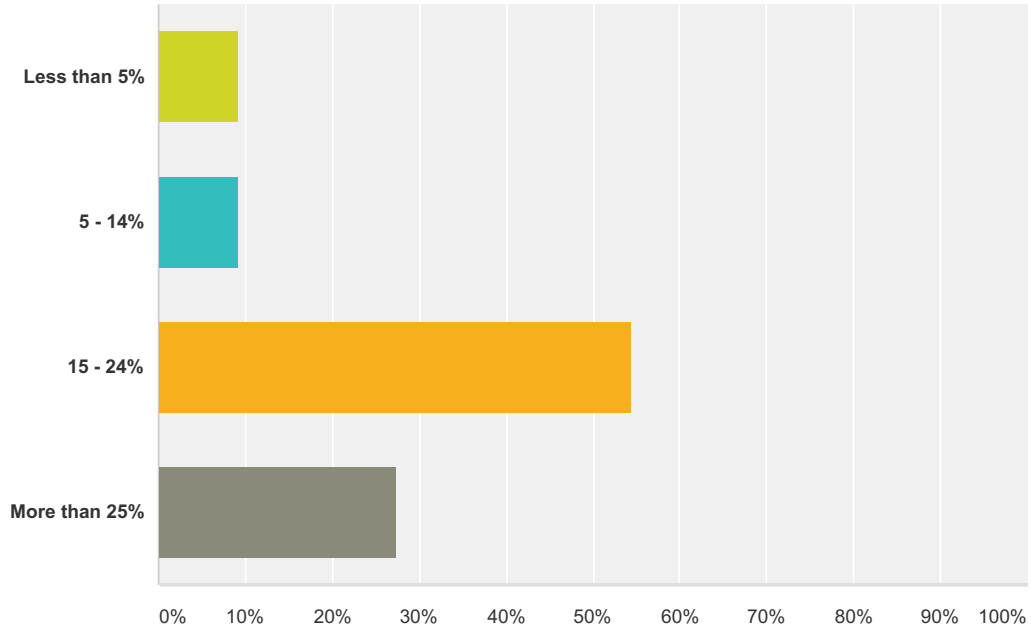
Answered: 13 Skipped: 0



Answer Choices	Responses	
Girls Only	7.69%	1
Boys Only	15.38%	2
Co-Ed School	76.92%	10
Total Respondents: 13		

Q12 What percentage of your applicant pool at your primary entry point (Pre-School/ Pre-K/Kindergarten) applied for Financial assistance? (please include sibling families)

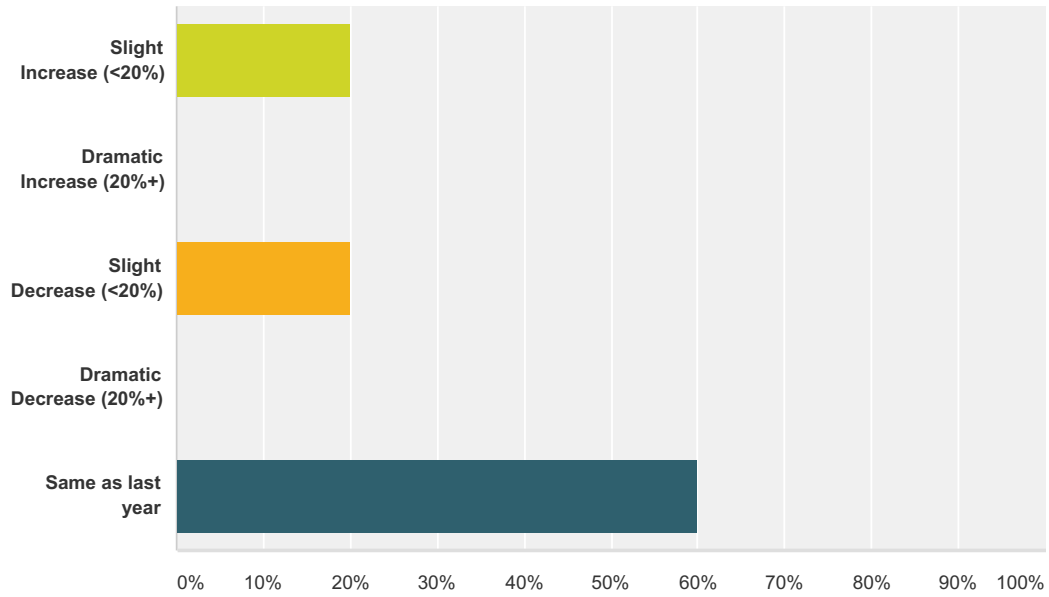
Answered: 11 Skipped: 2



Answer Choices	Responses	
Less than 5%	9.09%	1
5 - 14%	9.09%	1
15 - 24%	54.55%	6
More than 25%	27.27%	3
Total		11

Q13 How would you describe your applicant pool at your primary entry point (Pre-School/ Pre-K/Kindergarten) (% increase/decrease) over the past three years for families who qualify for assistance?

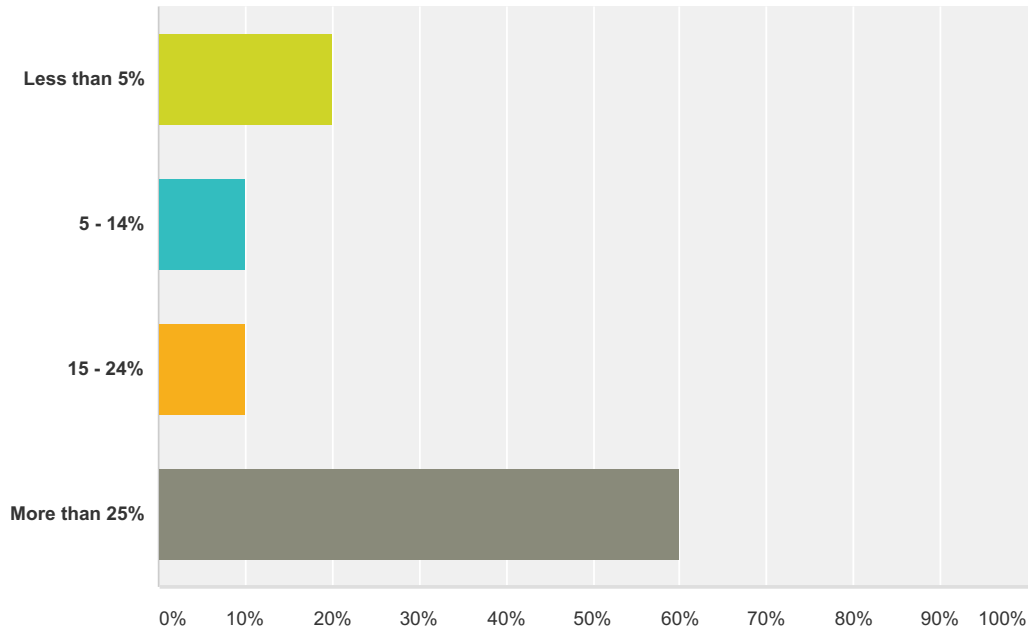
Answered: 10 Skipped: 3



Answer Choices	Responses
Slight Increase (<20%)	20.00% 2
Dramatic Increase (20%+)	0.00% 0
Slight Decrease (<20%)	20.00% 2
Dramatic Decrease (20%+)	0.00% 0
Same as last year	60.00% 6
Total	10

Q14 What percentage of your applicant pool at your middle form entry point (4th/5th/6th) applied for Financial assistance? (include siblings)

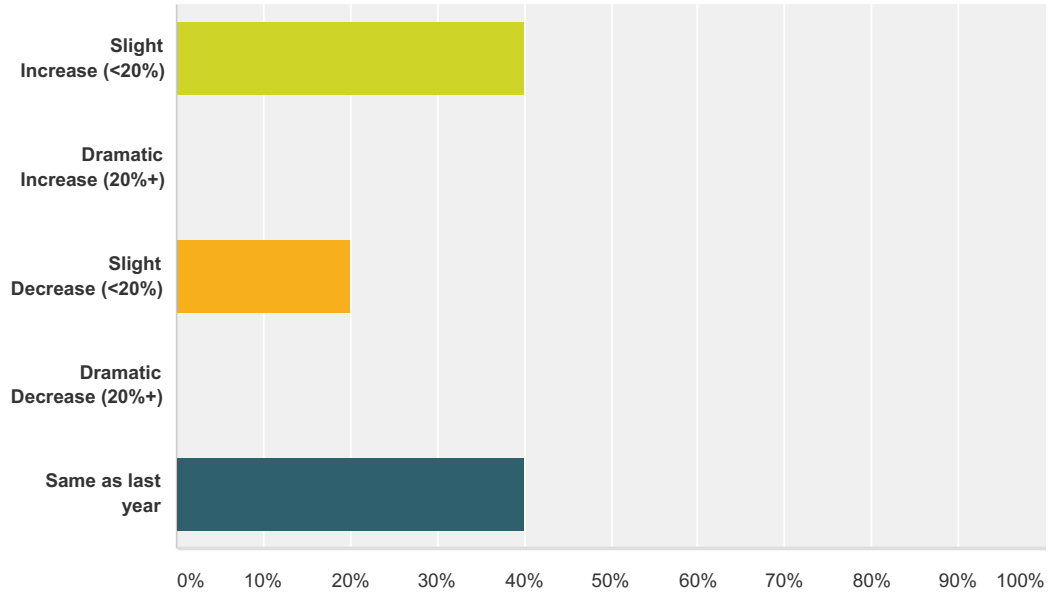
Answered: 10 Skipped: 3



Answer Choices	Responses
Less than 5%	20.00% 2
5 - 14%	10.00% 1
15 - 24%	10.00% 1
More than 25%	60.00% 6
Total	10

Q15 How would you describe your applicant pool at your middle form entry point (4th/5th/6th) (% increase/decrease) over the past three years for families who qualify for assistance?

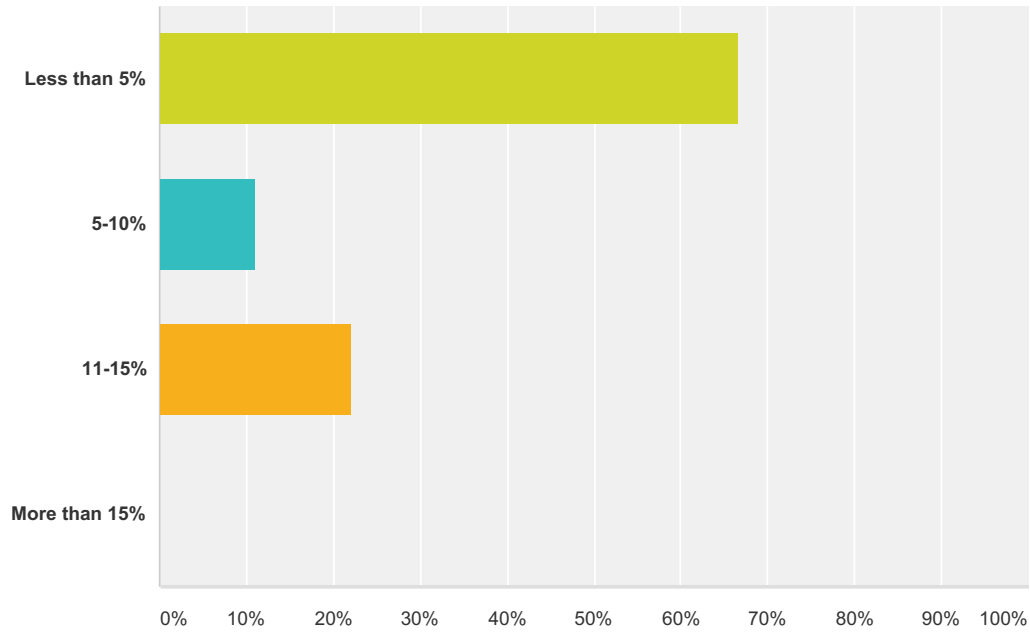
Answered: 10 Skipped: 3



Answer Choices	Responses	Count
Slight Increase (<20%)	40.00%	4
Dramatic Increase (20%+)	0.00%	0
Slight Decrease (<20%)	20.00%	2
Dramatic Decrease (20%+)	0.00%	0
Same as last year	40.00%	4
Total		10

Q16 What percentage of your financial assistance applicant pool represents current families requesting new assistance? (ie., because of change in financial situation or an additional sibling enrolling)

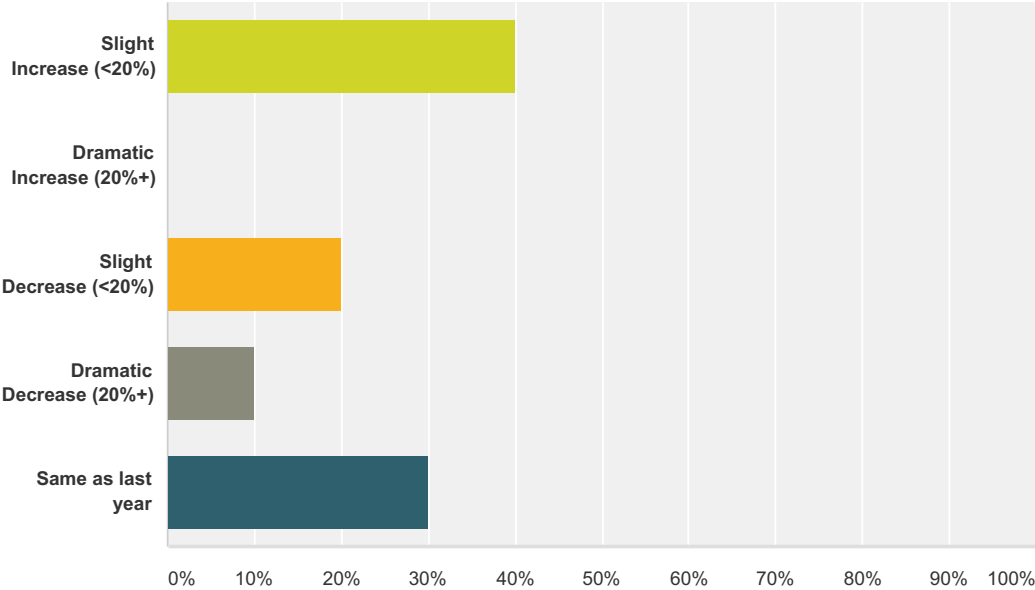
Answered: 9 Skipped: 4



Answer Choices	Responses	
Less than 5%	66.67%	6
5-10%	11.11%	1
11-15%	22.22%	2
More than 15%	0.00%	0
Total		9

Q17 How would you describe your applicant pool representing current families requesting new assistance (% increase/decrease) over the past three years?

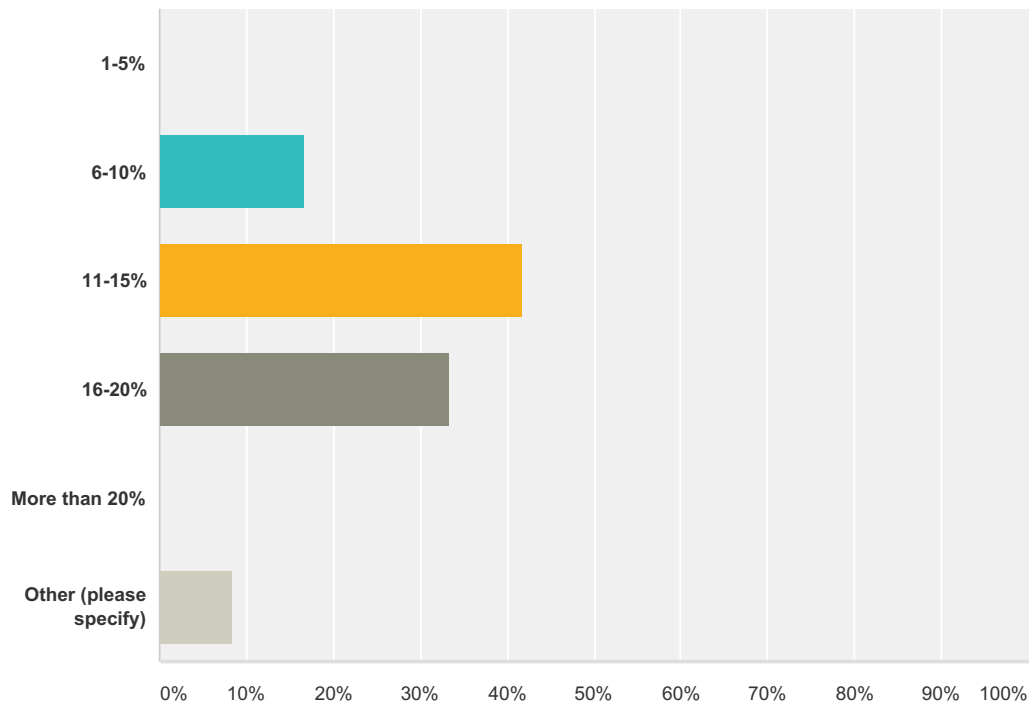
Answered: 10 Skipped: 3



Answer Choices	Responses	
Slight Increase (<20%)	40.00%	4
Dramatic Increase (20%+)	0.00%	0
Slight Decrease (<20%)	20.00%	2
Dramatic Decrease (20%+)	10.00%	1
Same as last year	30.00%	3
Total		10

Q18 What percentage of total revenue is your financial assistance budget?

Answered: 12 Skipped: 1

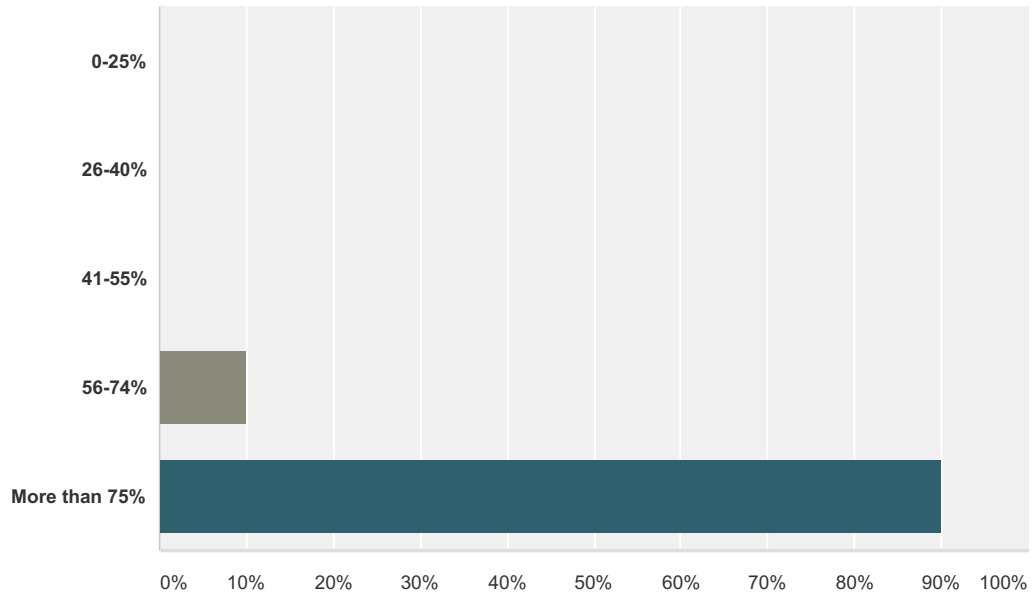


Answer Choices	Responses
1-5%	0.00% 0
6-10%	16.67% 2
11-15%	41.67% 5
16-20%	33.33% 4
More than 20%	0.00% 0
Other (please specify)	8.33% 1
Total	12

#	Other (please specify)	Date
1	13% - could we possibly all specify actual %?	11/15/2016 8:20 AM

Q19 What percentage of total need were you able to meet? (total need as determined by the online evaluation tool used by your school)

Answered: 10 Skipped: 3



Answer Choices	Responses
0-25%	0.00% 0
26-40%	0.00% 0
41-55%	0.00% 0
56-74%	10.00% 1
More than 75%	90.00% 9
Total	10

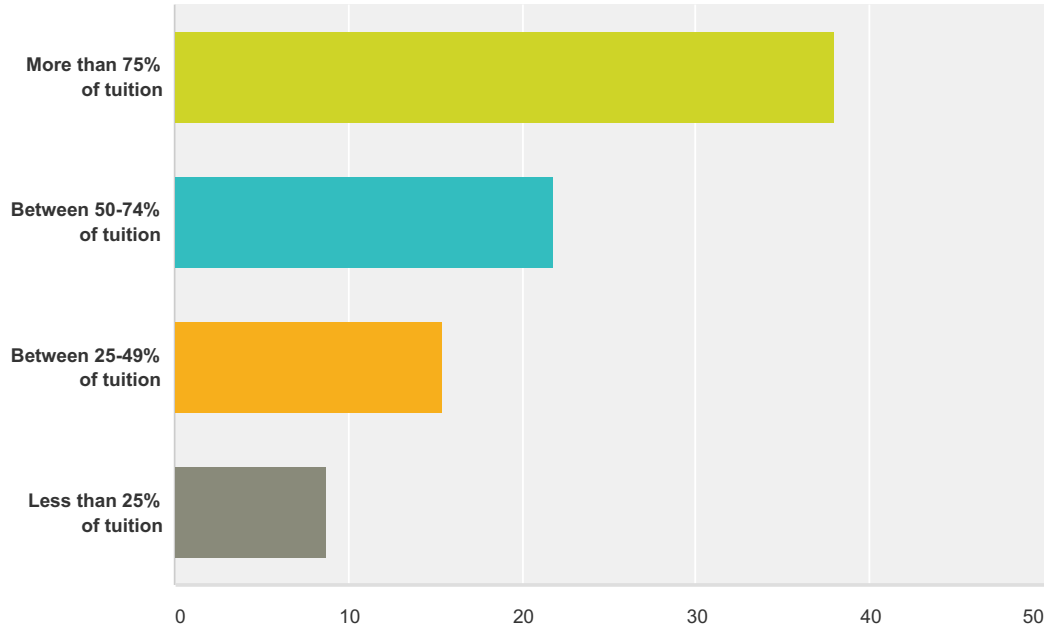
Q20 What percentage of your students are receiving financial aid?

Answered: 10 Skipped: 3

#	Responses	Date
1	27	12/1/2016 2:00 PM
2	27	11/28/2016 4:06 PM
3	22	11/23/2016 10:47 AM
4	29.4	11/23/2016 10:02 AM
5	about 20%	11/22/2016 11:24 AM
6	18	11/18/2016 1:27 PM
7	20	11/9/2016 2:07 PM
8	22	11/9/2016 9:43 AM
9	20%	11/9/2016 9:41 AM
10	28%	11/9/2016 9:32 AM

Q21 What percentage of your school's recipients of financial assistance receive an award of each of the following categories?

Answered: 5 Skipped: 8



Answer Choices	Average Number	Total Number	Responses
More than 75% of tuition	38	190	5
Between 50-74% of tuition	22	109	5
Between 25-49% of tuition	15	77	5
Less than 25% of tuition	9	44	5
Total Respondents: 5			

#	More than 75% of tuition	Date
1	50	12/1/2016 2:00 PM
2	66	11/23/2016 10:47 AM
3	44	11/18/2016 1:27 PM
4	25	11/9/2016 2:07 PM
5	5	11/9/2016 9:43 AM

#	Between 50-74% of tuition	Date
1	22	12/1/2016 2:00 PM
2	20	11/23/2016 10:47 AM
3	32	11/18/2016 1:27 PM
4	30	11/9/2016 2:07 PM
5	5	11/9/2016 9:43 AM

2016 Fall BADA Survey

#	Between 25-49% of tuition	Date
1	18	12/1/2016 2:00 PM
2	9	11/23/2016 10:47 AM
3	20	11/18/2016 1:27 PM
4	25	11/9/2016 2:07 PM
5	5	11/9/2016 9:43 AM
#	Less than 25% of tuition	Date
1	10	12/1/2016 2:00 PM
2	5	11/23/2016 10:47 AM
3	4	11/18/2016 1:27 PM
4	20	11/9/2016 2:07 PM
5	5	11/9/2016 9:43 AM

Q22 As a percentage of tuition, what is the maximum award that your school offers?

Answered: 8 Skipped: 5

#	Responses	Date
1	98%	12/1/2016 2:00 PM
2	a minimum payment of \$2,500. Award is the difference between that and full tuition.	11/28/2016 4:06 PM
3	98	11/23/2016 10:47 AM
4	95%	11/22/2016 11:24 AM
5	99	11/18/2016 1:27 PM
6	close to 100%	11/9/2016 2:07 PM
7	75%	11/9/2016 9:43 AM
8	97% award	11/9/2016 9:32 AM

Q23 As a percentage of tuition, what is the minimum award that your school offers?

Answered: 8 Skipped: 5

#	Responses	Date
1	4%	12/1/2016 2:00 PM
2	No minimum for an award. In my time we have never offered an award below \$1,000.	11/28/2016 4:06 PM
3	2	11/23/2016 10:47 AM
4	5%	11/22/2016 11:24 AM
5	16	11/18/2016 1:27 PM
6	6%	11/9/2016 2:07 PM
7	3	11/9/2016 9:43 AM
8	3% award	11/9/2016 9:32 AM

Q24 As a percentage of tuition, what is the average award that your school offers?

Answered: 7 Skipped: 6

#	Responses	Date
1	not sure	12/1/2016 2:00 PM
2	50%	11/28/2016 4:06 PM
3	76	11/23/2016 10:47 AM
4	67	11/18/2016 1:27 PM
5	50%	11/9/2016 2:07 PM
6	25%	11/9/2016 9:43 AM
7	65%	11/9/2016 9:32 AM

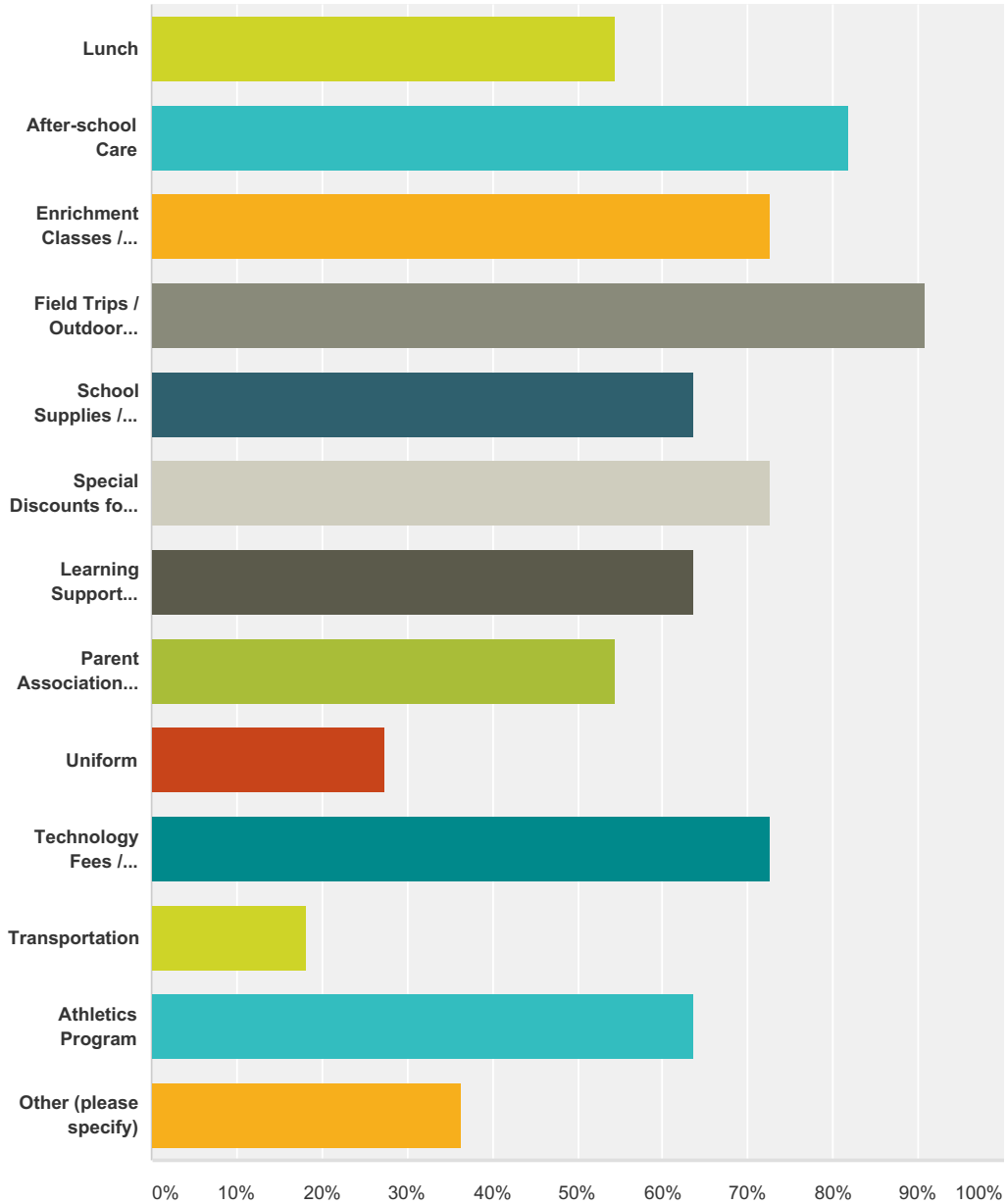
Q25 What percentage of financial assistance applicants are not able to enroll due to not receiving any financial assistance or not meeting the full need?

Answered: 6 Skipped: 7

#	Responses	Date
1	5%	12/1/2016 2:00 PM
2	80%	11/28/2016 4:06 PM
3	0	11/18/2016 1:27 PM
4	0	11/9/2016 2:07 PM
5	0	11/9/2016 9:43 AM
6	2%	11/9/2016 9:32 AM

Q26 For families who receive financial assistance, do you provide financial assistance for the following ancillary fees? (Check all that apply)

Answered: 11 Skipped: 2



Answer Choices	Responses
Lunch	54.55% 6
After-school Care	81.82% 9
Enrichment Classes / Specialty Classes	72.73% 8
Field Trips / Outdoor Education	90.91% 10

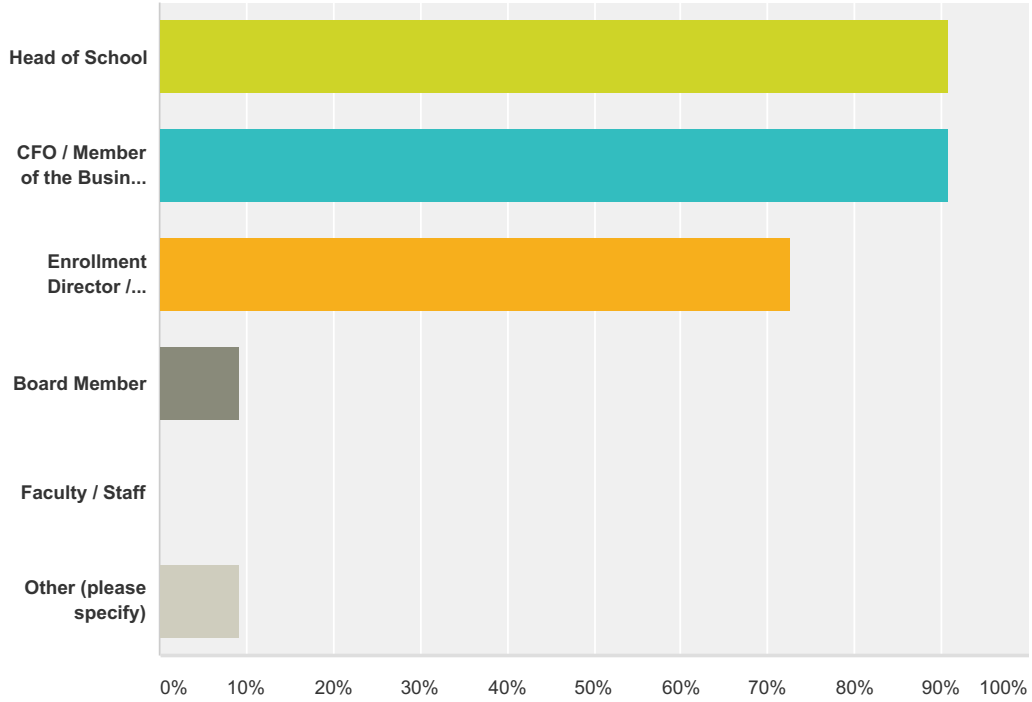
2016 Fall BADA Survey

School Supplies / Books	63.64%	7
Special Discounts for Community Events	72.73%	8
Learning Support Services	63.64%	7
Parent Association Fees	54.55%	6
Uniform	27.27%	3
Technology Fees / Equipment	72.73%	8
Transportation	18.18%	2
Athletics Program	63.64%	7
Other (please specify)	36.36%	4
Total Respondents: 11		

#	Other (please specify)	Date
1	Lunch only provided PS-5. 6-8 families must bring lunch.	11/28/2016 4:06 PM
2	some of these items are included in tuition others we prorate. We wish we could do more in learning services with evals and tutoring	11/23/2016 10:47 AM
3	everything but after-school care/classes is already included in tuition	11/9/2016 2:07 PM
4	Language Trips, Summer School	11/9/2016 9:43 AM

Q27 Who is part of the financial assistance evaluation and decision process? (check all that apply)

Answered: 11 Skipped: 2

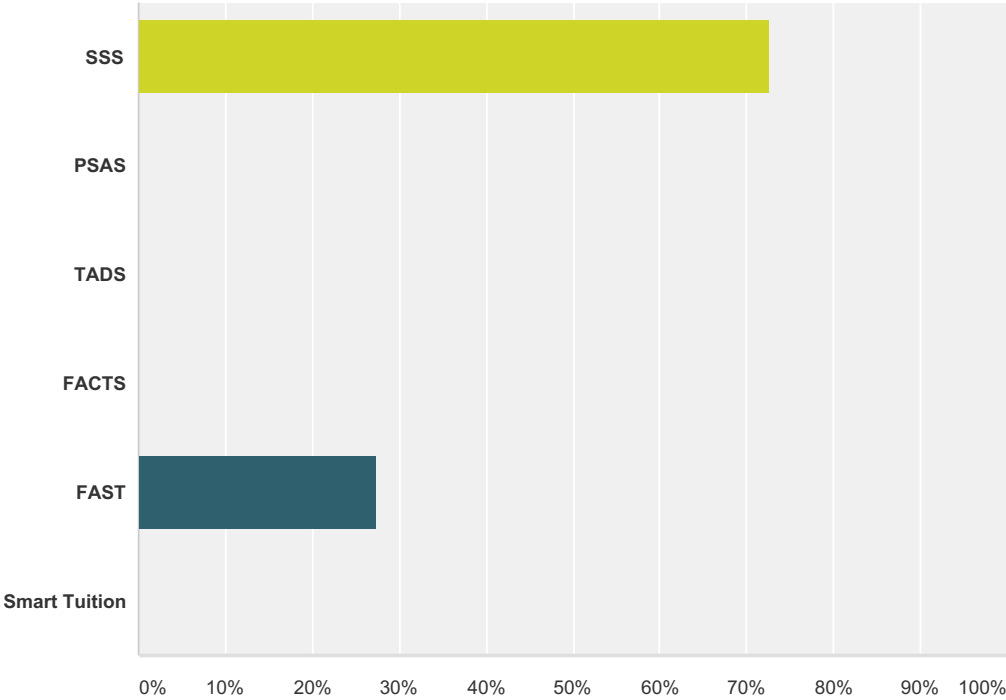


Answer Choices	Responses
Head of School	90.91% 10
CFO / Member of the Business Office	90.91% 10
Enrollment Director / Admission Director	72.73% 8
Board Member	9.09% 1
Faculty / Staff	0.00% 0
Other (please specify)	9.09% 1
Total Respondents: 11	

#	Other (please specify)	Date
1	Assistant Head of School	11/23/2016 10:47 AM

Q28 What online tool do you use for families to submit the Financial assistance application?

Answered: 11 Skipped: 2

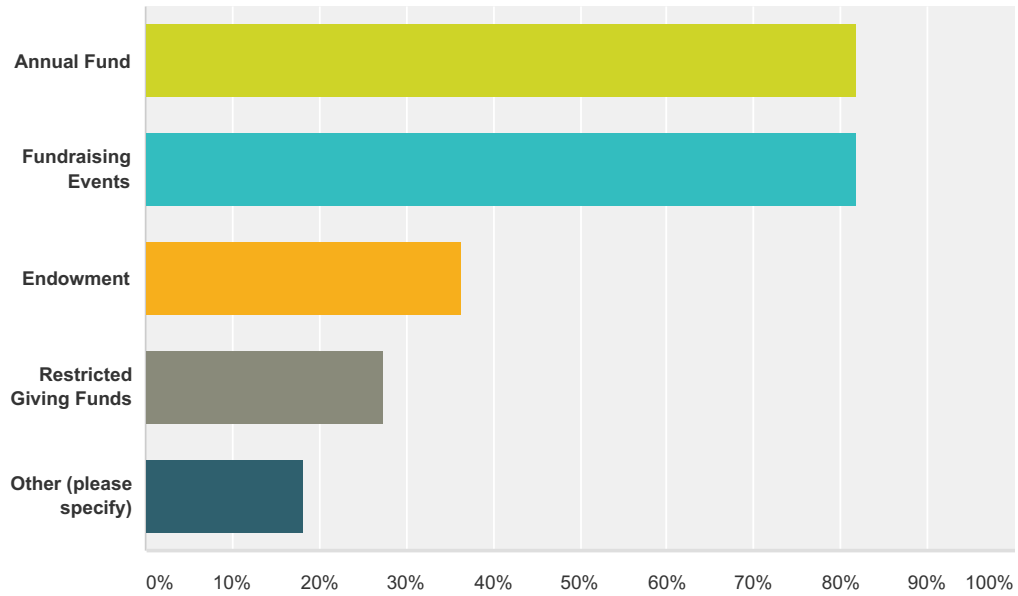


Answer Choices	Responses
SSS	72.73% 8
PSAS	0.00% 0
TADS	0.00% 0
FACTS	0.00% 0
FAST	27.27% 3
Smart Tuition	0.00% 0
Total	11

#	Other (please specify)	Date
	There are no responses.	

Q29 What are the specific fundraising initiatives that your school has that contributes to the Financial Assistance budget? (check all that apply)

Answered: 11 Skipped: 2



Answer Choices	Responses
Annual Fund	81.82% 9
Fundraising Events	81.82% 9
Endowment	36.36% 4
Restricted Giving Funds	27.27% 3
Other (please specify)	18.18% 2
Total Respondents: 11	

#	Other (please specify)	Date
1	We allocate 15.7% of net tuition revenue	11/23/2016 10:47 AM
2	tuition	11/9/2016 2:07 PM

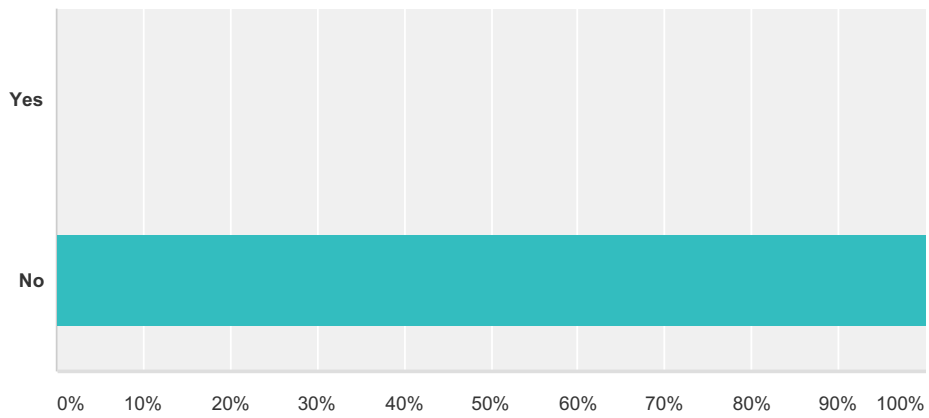
Q30 We are in the process of creating a Financial Assistance Resource guide. Please provide any topics that you would like to learn more about or resources that you have found helpful that we could share with the membership: (i.e. Tuition Assistance Policy Samples, Help with Professional Judgement Setting)

Answered: 0 Skipped: 13

#	Responses	Date
	There are no responses.	

Q31 Does your school offer sibling discount?

Answered: 11 Skipped: 2



Answer Choices	Responses	
Yes	0.00%	0
No	100.00%	11
Total		11

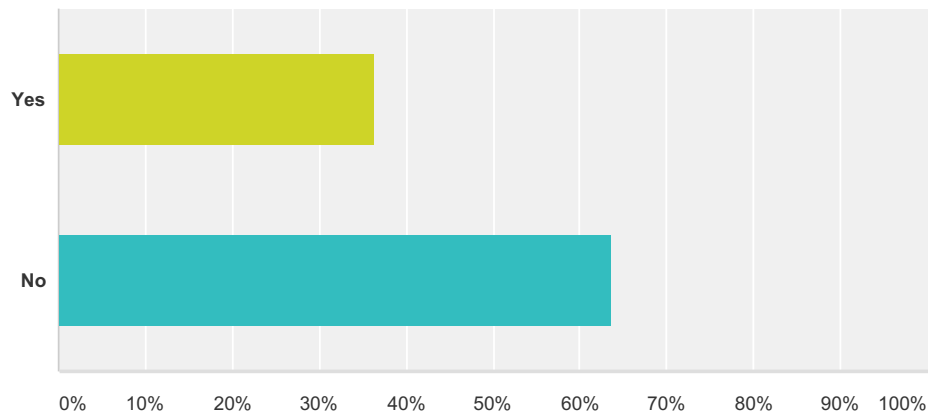
Q32 If yes to sibling discount, what is the percentage discount for sibling families?

Answered: 0 Skipped: 13

#	Responses	Date
	There are no responses.	

Q33 Does your school offer employee remission?

Answered: 11 Skipped: 2



Answer Choices	Responses	
Yes	36.36%	4
No	63.64%	7
Total		11

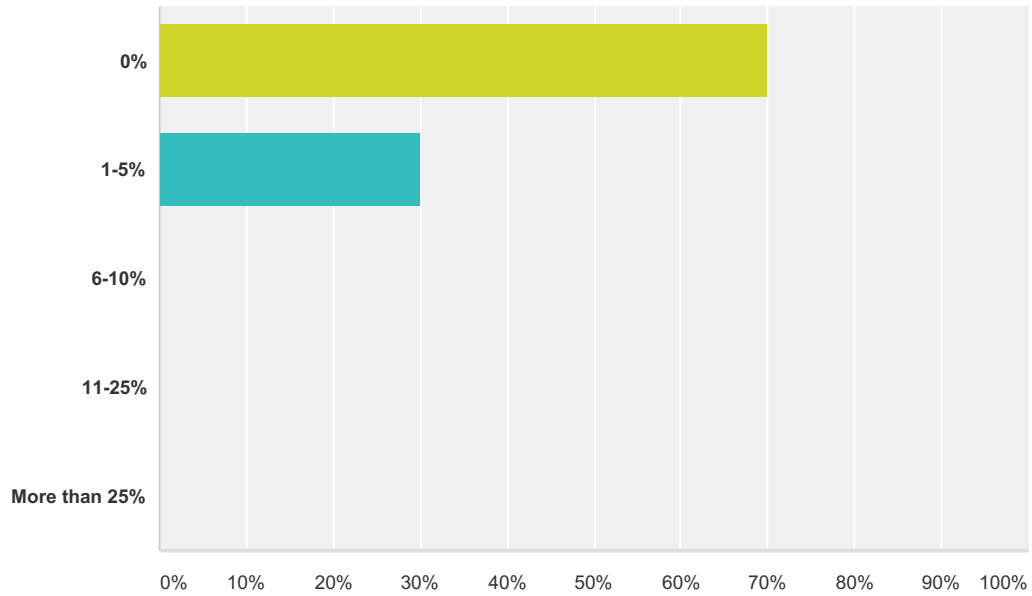
Q34 If yes to remission, what is the percentage discount for families who receive remission?

Answered: 4 Skipped: 9

#	Responses	Date
1	60% for the first staff child, none after that. For staff working less than 100% time, discount decreases to 30%.	11/28/2016 4:10 PM
2	25% off for up to two children	11/23/2016 10:49 AM
3	50%	11/23/2016 10:02 AM
4	7%	11/9/2016 9:33 AM

Q35 What percentage of your overall tuition discount is allocated toward non-need funding (i.e. remission, sibling discount, one-time unexpected hardship?)

Answered: 10 Skipped: 3



Answer Choices	Responses
0%	70.00% 7
1-5%	30.00% 3
6-10%	0.00% 0
11-25%	0.00% 0
More than 25%	0.00% 0
Total	10