

### Q1 In which region is your school located?

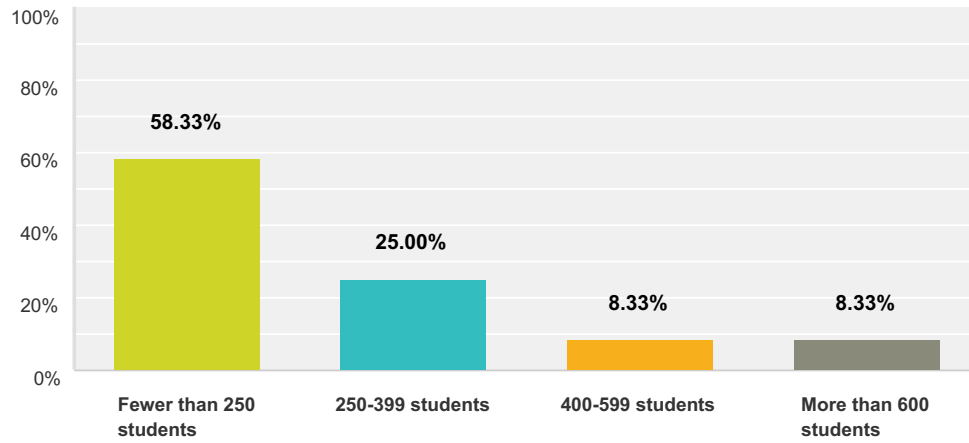
Answered: 12 Skipped: 0



Answer Choices	Responses
Marin/Sonoma	100.00% 12
San Francisco	0.00% 0
South Bay (South of Sunnyvale/Cupertino)	0.00% 0
Peninsula	0.00% 0
East Bay	0.00% 0
<b>Total</b>	<b>12</b>

## Q2 What size is your school?

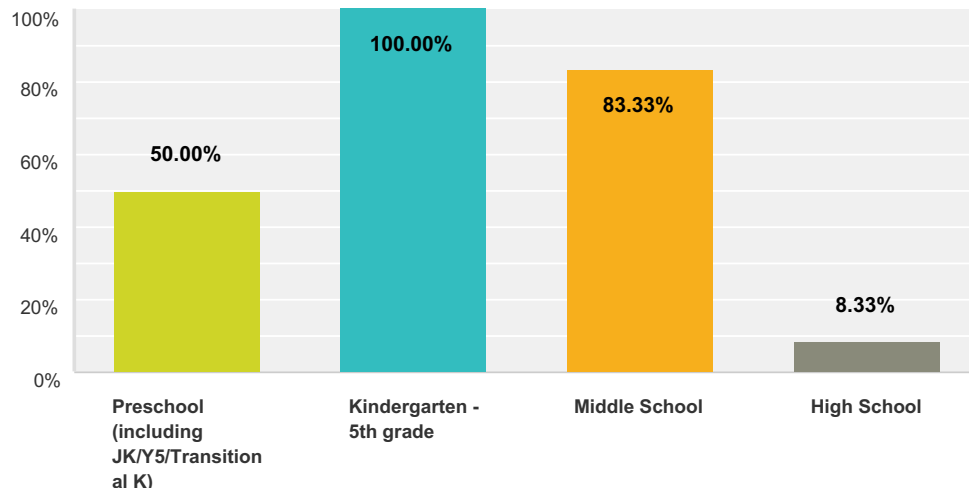
Answered: 12 Skipped: 0



Answer Choices	Responses	
Fewer than 250 students	58.33%	7
250-399 students	25.00%	3
400-599 students	8.33%	1
More than 600 students	8.33%	1
<b>Total</b>		<b>12</b>

### Q3 What grade levels does your school offer?

Answered: 12 Skipped: 0



Answer Choices	Responses	
Preschool (including JK/Y5/Transitional K)	50.00%	6
Kindergarten - 5th grade	100.00%	12
Middle School	83.33%	10
High School	8.33%	1
<b>Total Respondents: 12</b>		

### Q4 What genders do you serve at your school?

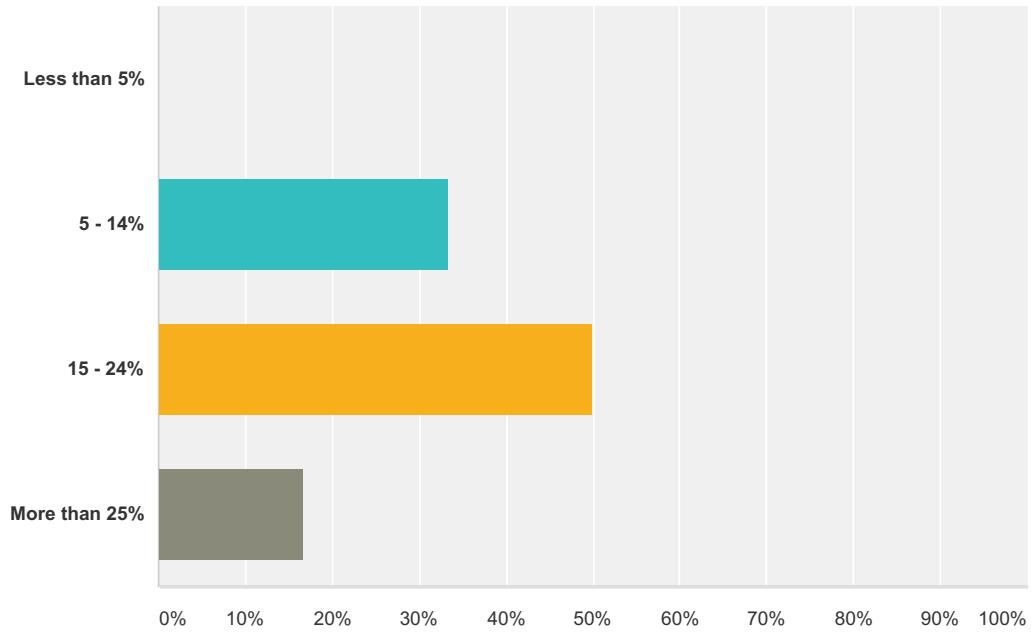
Answered: 12 Skipped: 0



Answer Choices	Responses
Girls Only	0.00% 0
Boys Only	0.00% 0
Co-Ed School	100.00% 12
<b>Total Respondents: 12</b>	

**Q12 What percentage of your applicant pool at your primary entry point (Pre-School/ Pre-K/Kindergarten) applied for Financial assistance? (please include sibling families)**

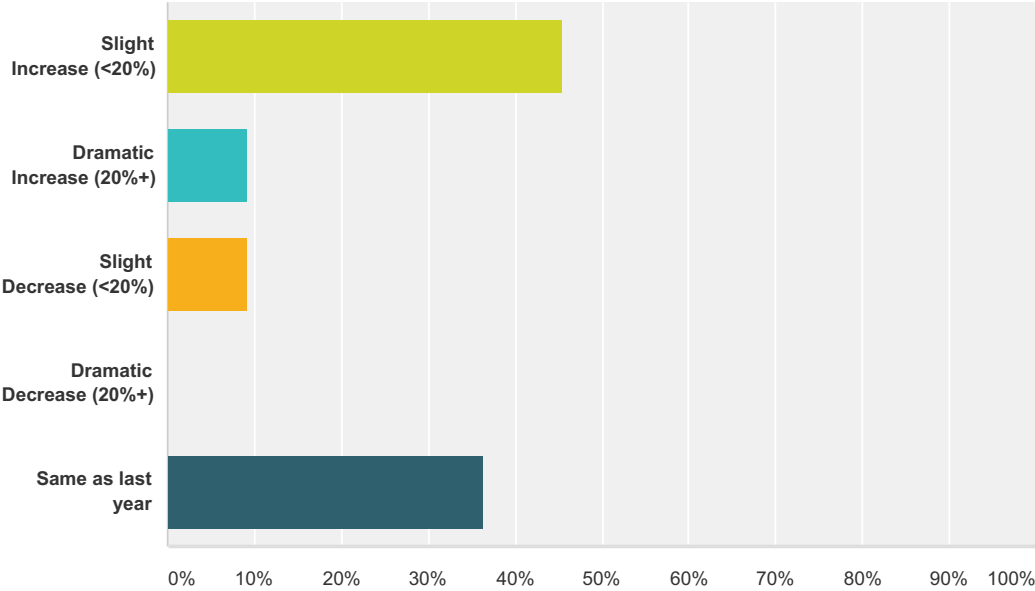
Answered: 12 Skipped: 0



Answer Choices	Responses	
Less than 5%	0.00%	0
5 - 14%	33.33%	4
15 - 24%	50.00%	6
More than 25%	16.67%	2
<b>Total</b>		<b>12</b>

**Q13 How would you describe your applicant pool at your primary entry point (Pre-School/ Pre-K/Kindergarten) (% increase/decrease) over the past three years for families who qualify for assistance?**

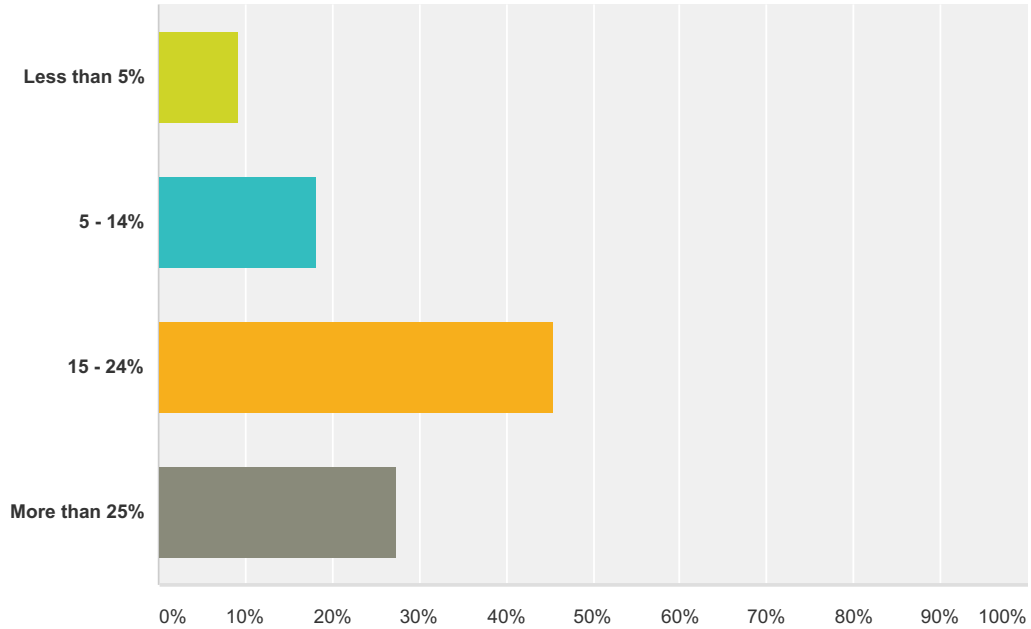
Answered: 11 Skipped: 1



Answer Choices	Responses
Slight Increase (<20%)	45.45% 5
Dramatic Increase (20%+)	9.09% 1
Slight Decrease (<20%)	9.09% 1
Dramatic Decrease (20%+)	0.00% 0
Same as last year	36.36% 4
<b>Total</b>	<b>11</b>

**Q14 What percentage of your applicant pool at your middle form entry point (4th/5th/6th) applied for Financial assistance? (include siblings)**

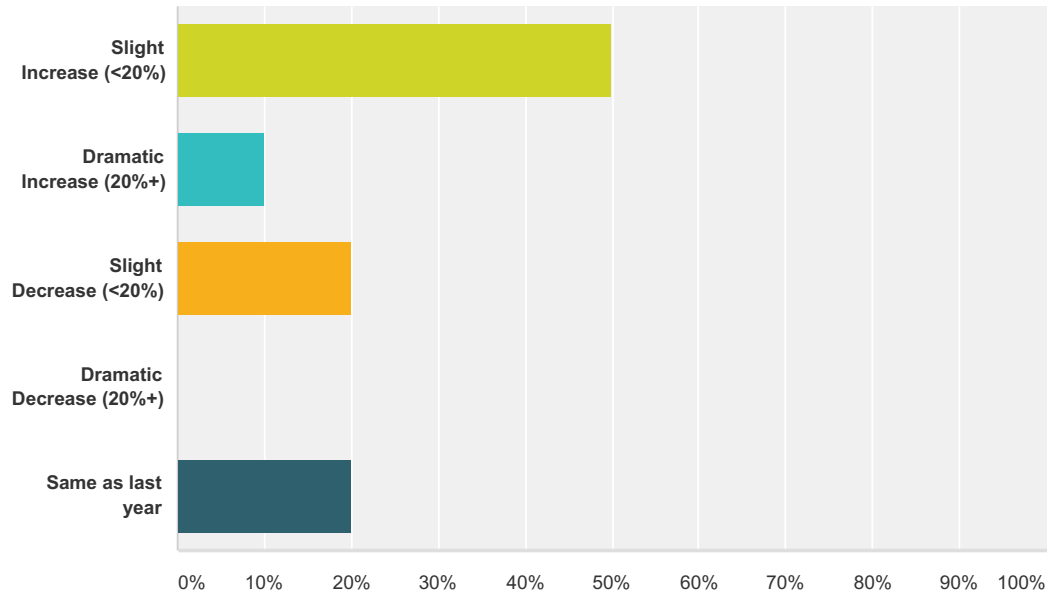
Answered: 11 Skipped: 1



Answer Choices	Responses
Less than 5%	9.09% 1
5 - 14%	18.18% 2
15 - 24%	45.45% 5
More than 25%	27.27% 3
<b>Total</b>	<b>11</b>

**Q15 How would you describe your applicant pool at your middle form entry point (4th/5th/6th) (% increase/decrease) over the past three years for families who qualify for assistance?**

Answered: 10 Skipped: 2

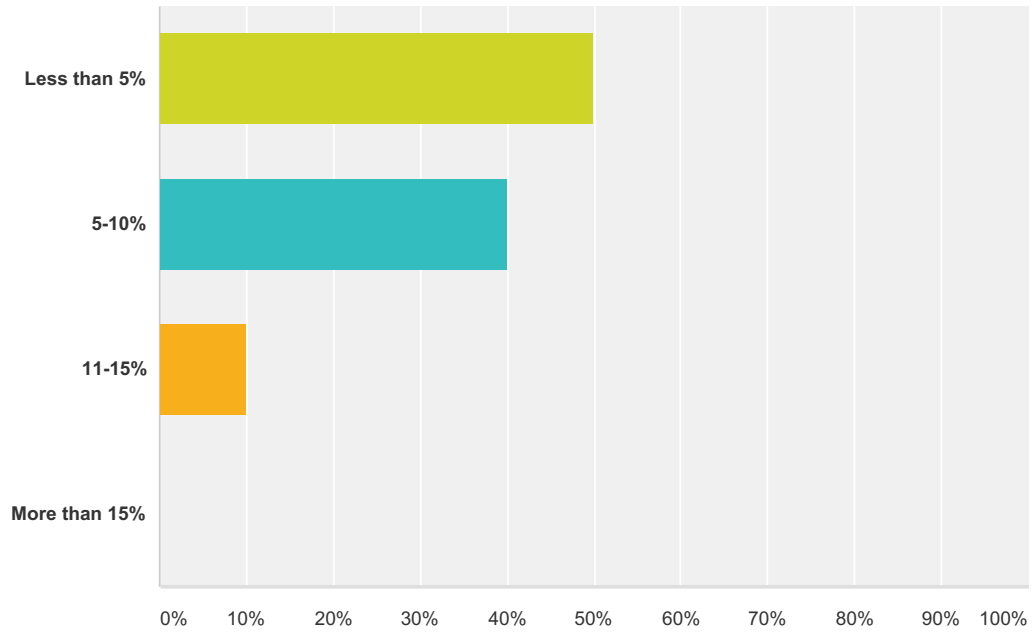


Answer Choices	Responses	Count
Slight Increase (<20%)	50.00%	5
Dramatic Increase (20%+)	10.00%	1
Slight Decrease (<20%)	20.00%	2
Dramatic Decrease (20%+)	0.00%	0
Same as last year	20.00%	2
<b>Total</b>		<b>10</b>



**Q16 What percentage of your financial assistance applicant pool represents current families requesting new assistance? (ie., because of change in financial situation or an additional sibling enrolling)**

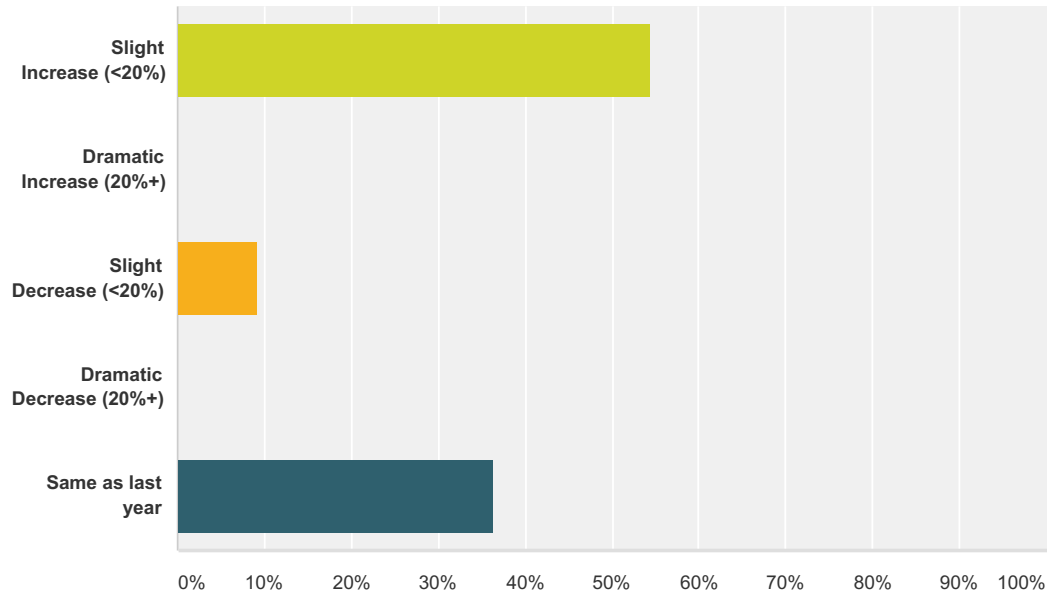
Answered: 10 Skipped: 2



Answer Choices	Responses	
Less than 5%	50.00%	5
5-10%	40.00%	4
11-15%	10.00%	1
More than 15%	0.00%	0
<b>Total</b>		<b>10</b>

**Q17 How would you describe your applicant pool representing current families requesting new assistance (% increase/decrease) over the past three years?**

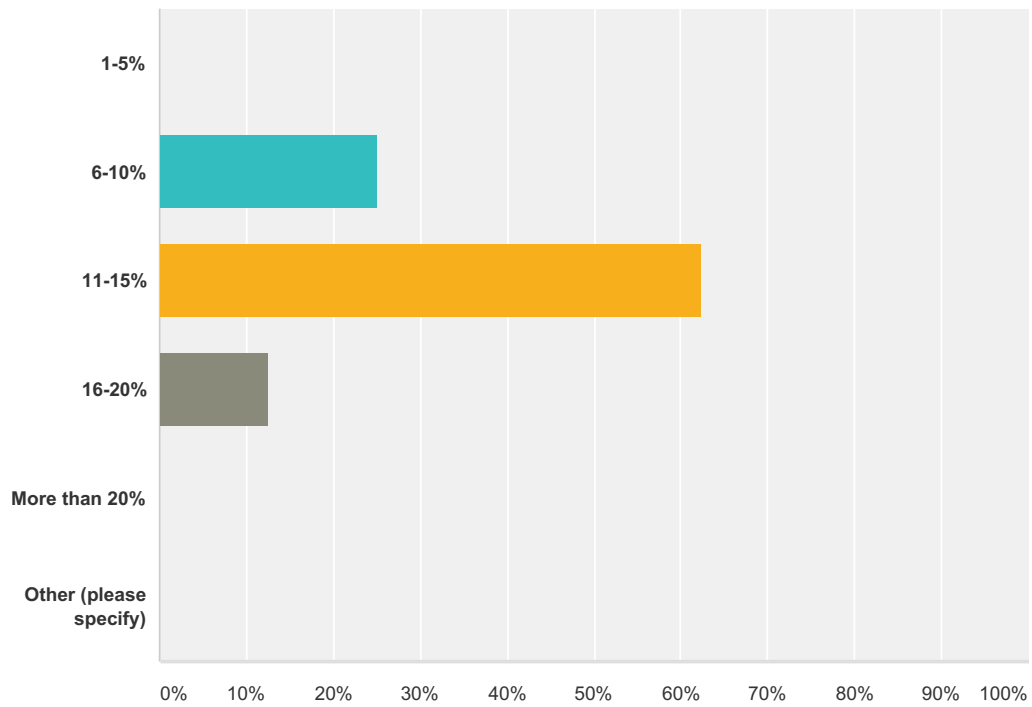
Answered: 11 Skipped: 1



Answer Choices	Responses	
Slight Increase (<20%)	54.55%	6
Dramatic Increase (20%+)	0.00%	0
Slight Decrease (<20%)	9.09%	1
Dramatic Decrease (20%+)	0.00%	0
Same as last year	36.36%	4
<b>Total</b>		<b>11</b>

### Q18 What percentage of total revenue is your financial assistance budget?

Answered: 8 Skipped: 4

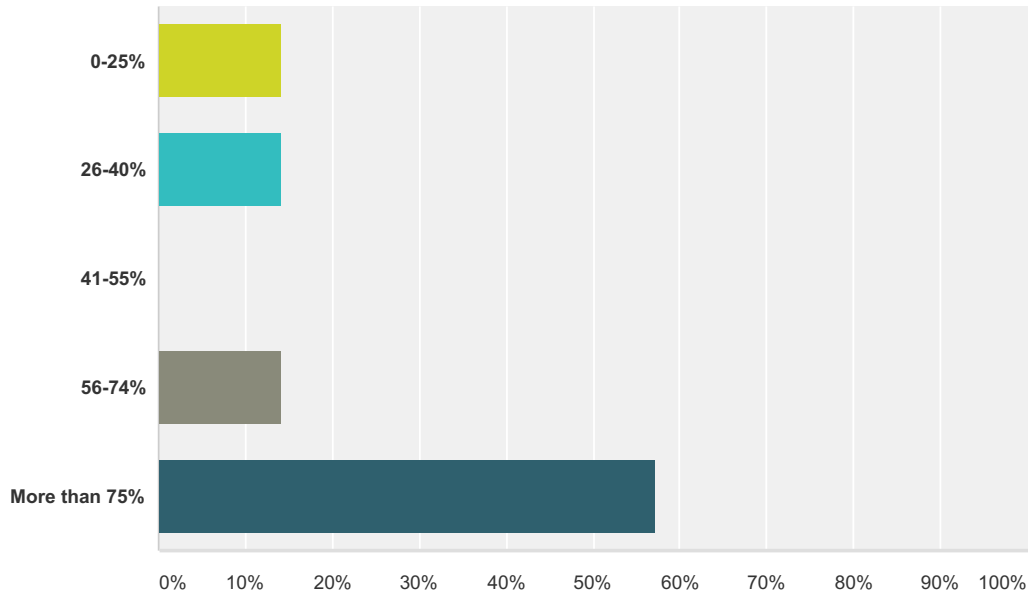


Answer Choices	Responses
1-5%	0.00% 0
6-10%	25.00% 2
11-15%	62.50% 5
16-20%	12.50% 1
More than 20%	0.00% 0
Other (please specify)	0.00% 0
<b>Total</b>	<b>8</b>

#	Other (please specify)	Date
	There are no responses.	

**Q19 What percentage of total need were you able to meet? (total need as determined by the online evaluation tool used by your school)**

Answered: 7 Skipped: 5



Answer Choices	Responses	
0-25%	14.29%	1
26-40%	14.29%	1
41-55%	0.00%	0
56-74%	14.29%	1
More than 75%	57.14%	4
<b>Total</b>		<b>7</b>

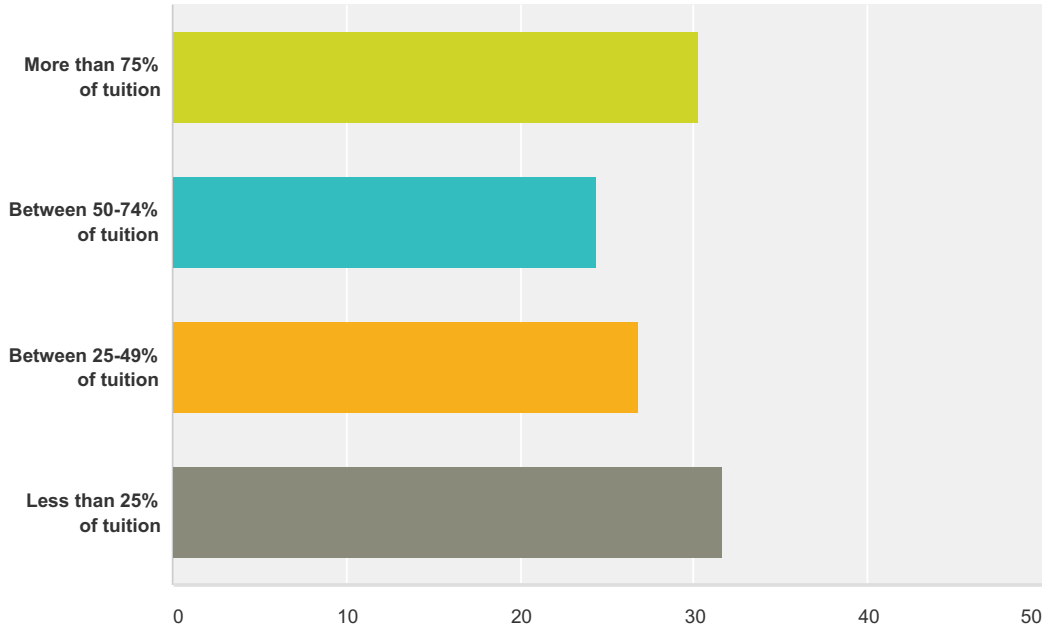
**Q20 What percentage of your students are receiving financial aid?**

Answered: 9 Skipped: 3

#	Responses	Date
1	10-15%	11/22/2016 3:16 PM
2	30.6	11/21/2016 2:48 PM
3	24%	11/21/2016 10:47 AM
4	14.8%	11/17/2016 1:57 PM
5	22%	11/10/2016 4:08 PM
6	35%	11/10/2016 2:50 PM
7	20	11/9/2016 2:14 PM
8	20%	11/9/2016 11:24 AM
9	40%	11/9/2016 9:27 AM

### Q21 What percentage of your school's recipients of financial assistance receive an award of each of the following categories?

Answered: 8 Skipped: 4



Answer Choices	Average Number	Total Number	Responses
More than 75% of tuition	30	212	7
Between 50-74% of tuition	24	171	7
Between 25-49% of tuition	27	161	6
Less than 25% of tuition	32	253	8
<b>Total Respondents: 8</b>			

#	More than 75% of tuition	Date
1	4	11/21/2016 2:48 PM
2	51	11/21/2016 10:47 AM
3	70	11/17/2016 1:57 PM
4	55	11/10/2016 4:08 PM
5	25	11/9/2016 2:14 PM
6	2	11/9/2016 11:24 AM
7	5	11/9/2016 9:27 AM
#	Between 50-74% of tuition	Date
1	26	11/21/2016 2:48 PM
2	15	11/21/2016 10:47 AM
3	11	11/17/2016 1:57 PM

## 2016 Fall BADA Survey

4	34	11/10/2016 4:08 PM
5	25	11/9/2016 2:14 PM
6	45	11/9/2016 11:24 AM
7	15	11/9/2016 9:27 AM
<b>#</b>	<b>Between 25-49% of tuition</b>	<b>Date</b>
1	39	11/21/2016 2:48 PM
2	16	11/21/2016 10:47 AM
3	11	11/17/2016 1:57 PM
4	30	11/9/2016 2:14 PM
5	30	11/9/2016 11:24 AM
6	35	11/9/2016 9:27 AM
<b>#</b>	<b>Less than 25% of tuition</b>	<b>Date</b>
1	100	11/22/2016 3:16 PM
2	31	11/21/2016 2:48 PM
3	18	11/21/2016 10:47 AM
4	8	11/17/2016 1:57 PM
5	13	11/10/2016 4:08 PM
6	15	11/9/2016 2:14 PM
7	23	11/9/2016 11:24 AM
8	45	11/9/2016 9:27 AM

**Q22 As a percentage of tuition, what is the maximum award that your school offers?**

Answered: 8 Skipped: 4

#	Responses	Date
1	20	11/22/2016 3:16 PM
2	85	11/21/2016 2:48 PM
3	98	11/21/2016 10:47 AM
4	85%	11/17/2016 1:57 PM
5	100%	11/10/2016 4:08 PM
6	\$750 - \$32,000	11/9/2016 2:14 PM
7	90%	11/9/2016 11:24 AM
8	80%	11/9/2016 9:27 AM



**Q23 As a percentage of tuition, what is the minimum award that your school offers?**

Answered: 8 Skipped: 4

#	Responses	Date
1	5	11/22/2016 3:16 PM
2	6	11/21/2016 2:48 PM
3	8	11/21/2016 10:47 AM
4	7%	11/17/2016 1:57 PM
5	13%	11/10/2016 4:08 PM
6	\$750- \$32,000	11/9/2016 2:14 PM
7	5%	11/9/2016 11:24 AM
8	5%	11/9/2016 9:27 AM

**Q24 As a percentage of tuition, what is the average award that your school offers?**

Answered: 7 Skipped: 5

#	Responses	Date
1	15	11/22/2016 3:16 PM
2	40	11/21/2016 2:48 PM
3	71%	11/17/2016 1:57 PM
4	78%	11/10/2016 4:08 PM
5	50%	11/9/2016 2:14 PM
6	20%	11/9/2016 11:24 AM
7	35%	11/9/2016 9:27 AM

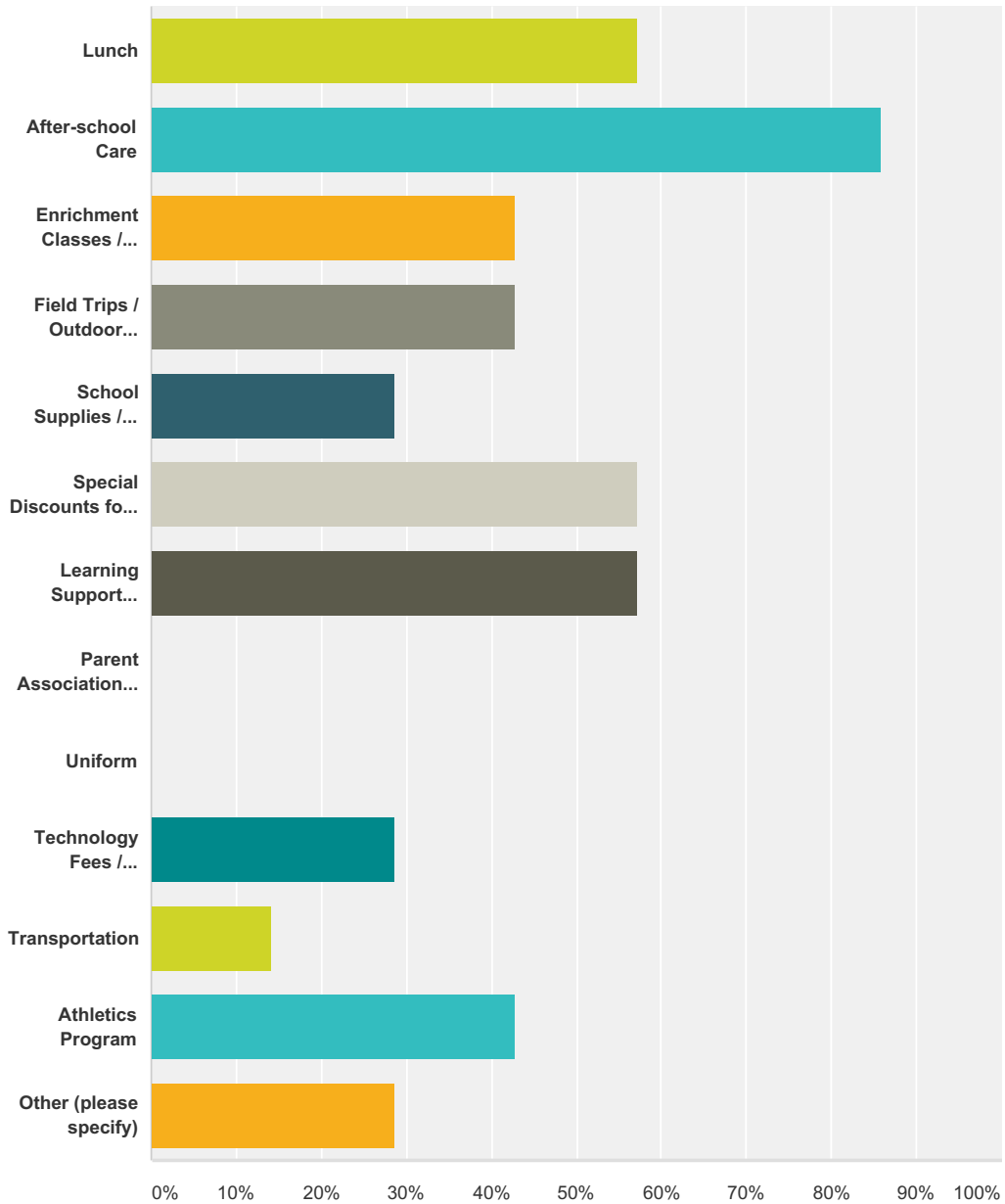
**Q25 What percentage of financial assistance applicants are not able to enroll due to not receiving any financial assistance or not meeting the full need?**

Answered: 6 Skipped: 6

#	Responses	Date
1	less than 5	11/22/2016 3:16 PM
2	76	11/21/2016 10:47 AM
3	10%	11/17/2016 1:57 PM
4	0	11/10/2016 4:08 PM
5	1%	11/9/2016 11:24 AM
6	3%	11/9/2016 9:27 AM

**Q26 For families who receive financial assistance, do you provide financial assistance for the following ancillary fees? (Check all that apply)**

Answered: 7 Skipped: 5



Answer Choices	Responses
Lunch	57.14% 4
After-school Care	85.71% 6
Enrichment Classes / Specialty Classes	42.86% 3
Field Trips / Outdoor Education	42.86% 3

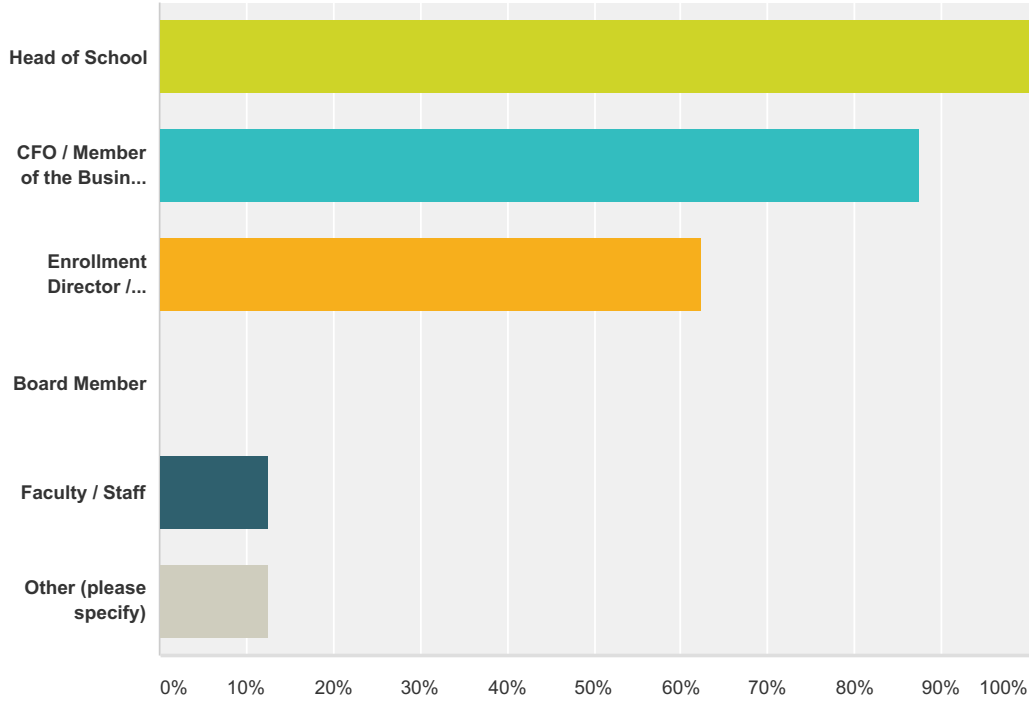
## 2016 Fall BADA Survey

School Supplies / Books	28.57%	2
Special Discounts for Community Events	57.14%	4
Learning Support Services	57.14%	4
Parent Association Fees	0.00%	0
Uniform	0.00%	0
Technology Fees / Equipment	28.57%	2
Transportation	14.29%	1
Athletics Program	42.86%	3
Other (please specify)	28.57%	2
<b>Total Respondents: 7</b>		

#	Other (please specify)	Date
1	None	11/21/2016 2:48 PM
2	Many fees mentioned above are included in the cost of tuition.	11/21/2016 10:47 AM

### Q27 Who is part of the financial assistance evaluation and decision process? (check all that apply)

Answered: 8 Skipped: 4

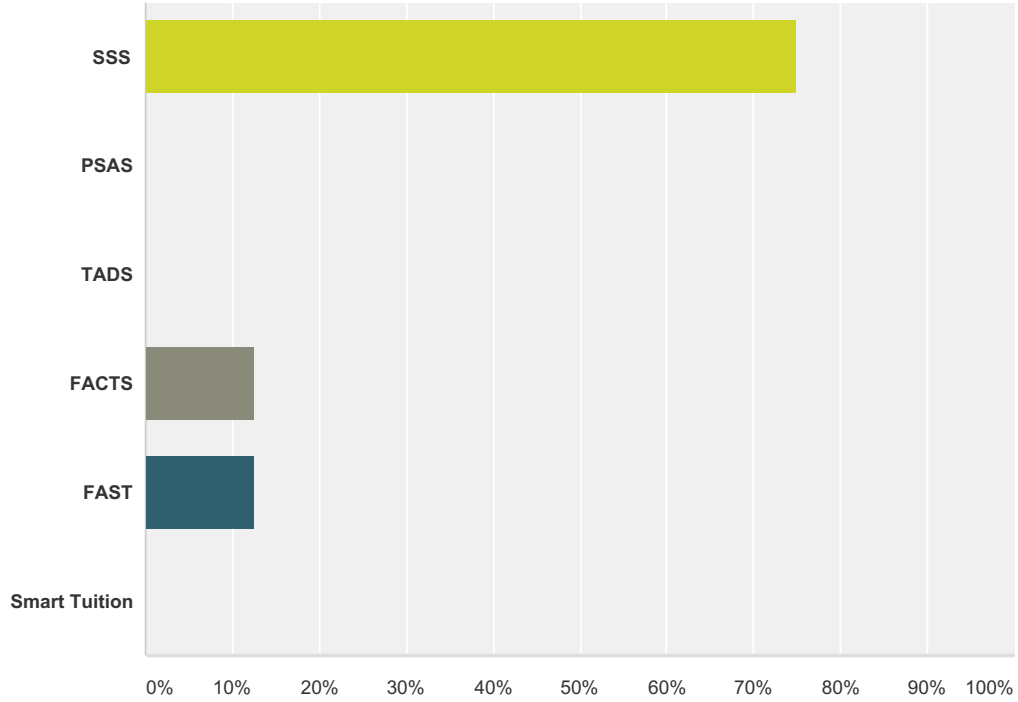


Answer Choices	Responses	
Head of School	100.00%	8
CFO / Member of the Business Office	87.50%	7
Enrollment Director / Admission Director	62.50%	5
Board Member	0.00%	0
Faculty / Staff	12.50%	1
Other (please specify)	12.50%	1
<b>Total Respondents: 8</b>		

#	Other (please specify)	Date
1	Enrollment Coordinator/Index Tuition Coordinator	11/9/2016 2:14 PM

### Q28 What online tool do you use for families to submit the Financial assistance application?

Answered: 8 Skipped: 4

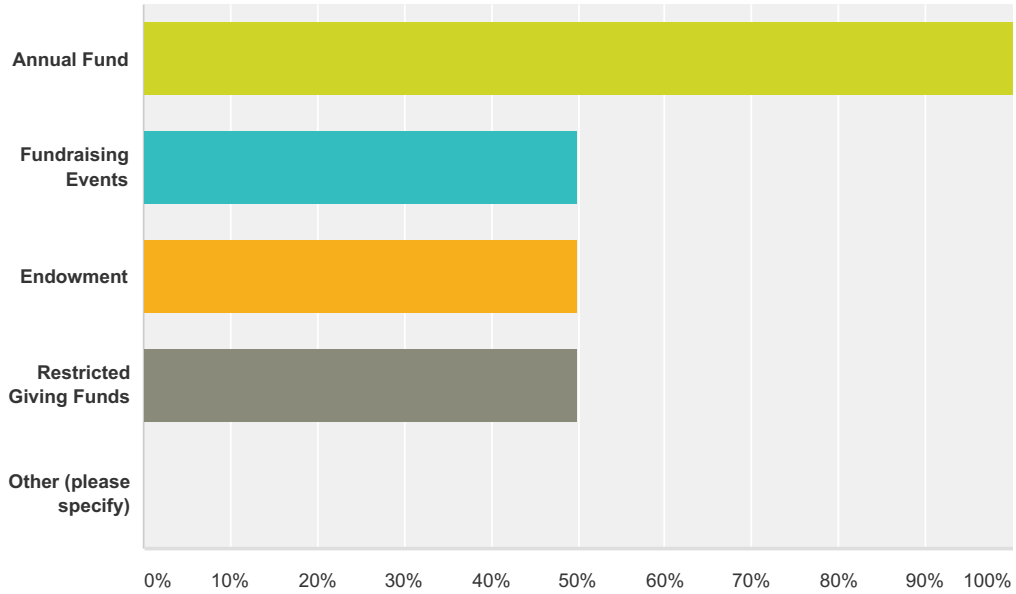


Answer Choices	Responses
SSS	75.00% 6
PSAS	0.00% 0
TADS	0.00% 0
FACTS	12.50% 1
FAST	12.50% 1
Smart Tuition	0.00% 0
<b>Total</b>	<b>8</b>

#	Other (please specify)	Date
	There are no responses.	

**Q29 What are the specific fundraising initiatives that your school has that contributes to the Financial Assistance budget? (check all that apply)**

Answered: 8 Skipped: 4



Answer Choices	Responses
Annual Fund	100.00% 8
Fundraising Events	50.00% 4
Endowment	50.00% 4
Restricted Giving Funds	50.00% 4
Other (please specify)	0.00% 0
<b>Total Respondents: 8</b>	

#	Other (please specify)	Date
	There are no responses.	



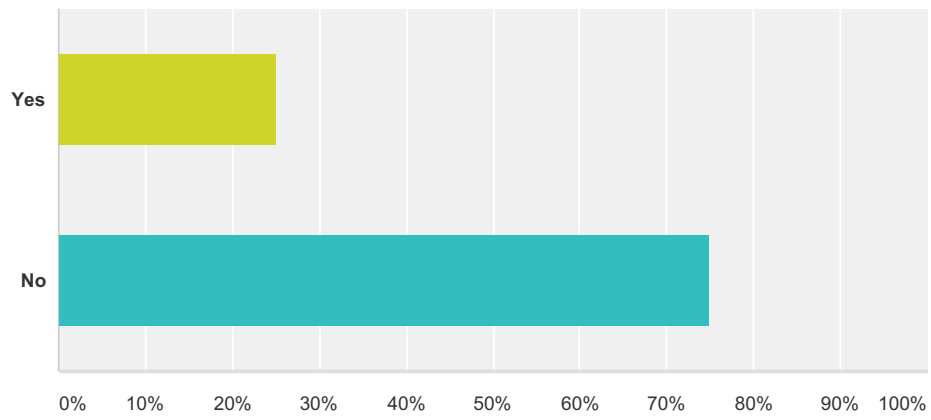
**Q30 We are in the process of creating a Financial Assistance Resource guide. Please provide any topics that you would like to learn more about or resources that you have found helpful that we could share with the membership: (i.e. Tuition Assistance Policy Samples, Help with Professional Judgement Setting)**

Answered: 1 Skipped: 11

#	Responses	Date
1	FA trend data and how to market to different generations	11/9/2016 2:14 PM

### Q31 Does your school offer sibling discount?

Answered: 8 Skipped: 4



Answer Choices	Responses	
Yes	25.00%	2
No	75.00%	6
<b>Total</b>		<b>8</b>

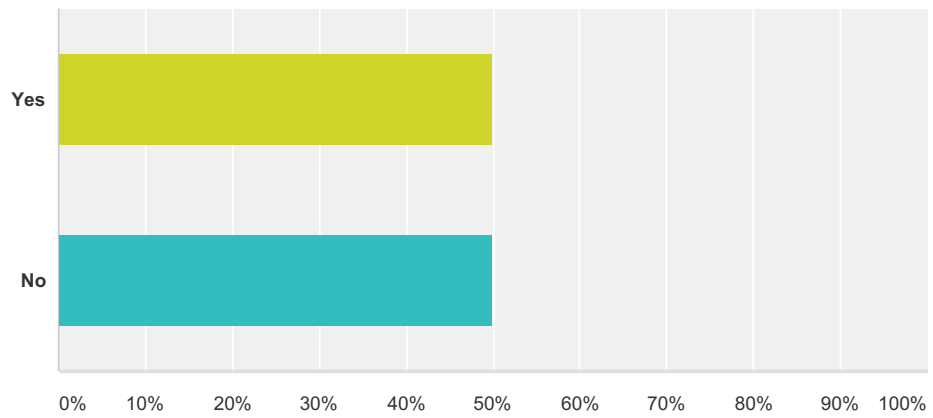
**Q32 If yes to sibling discount, what is the percentage discount for sibling families?**

Answered: 2 Skipped: 10

#	Responses	Date
1	5	11/22/2016 3:17 PM
2	5%	11/9/2016 11:24 AM

### Q33 Does your school offer employee remission?

Answered: 8 Skipped: 4



Answer Choices	Responses	
Yes	50.00%	4
No	50.00%	4
<b>Total</b>		<b>8</b>

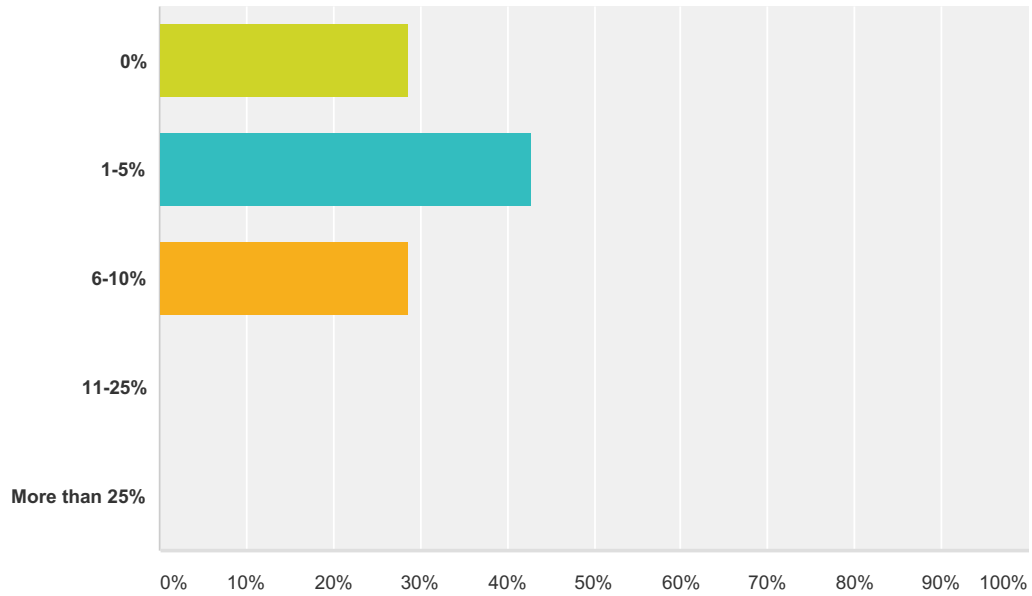
**Q34 If yes to remission, what is the percentage discount for families who receive remission?**

Answered: 4 Skipped: 8

#	Responses	Date
1	20	11/22/2016 3:17 PM
2	20	11/21/2016 10:47 AM
3	\$2500	11/9/2016 2:15 PM
4	40	11/9/2016 9:28 AM

**Q35 What percentage of your overall tuition discount is allocated toward non-need funding (i.e. remission, sibling discount, one-time unexpected hardship?)**

Answered: 7 Skipped: 5



Answer Choices	Responses
0%	28.57% 2
1-5%	42.86% 3
6-10%	28.57% 2
11-25%	0.00% 0
More than 25%	0.00% 0
<b>Total</b>	<b>7</b>