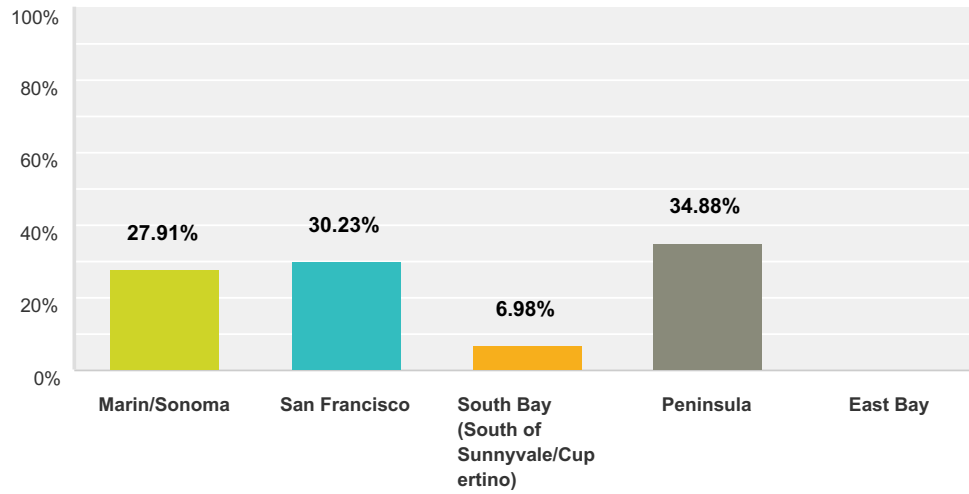


### Q1 In which region is your school located?

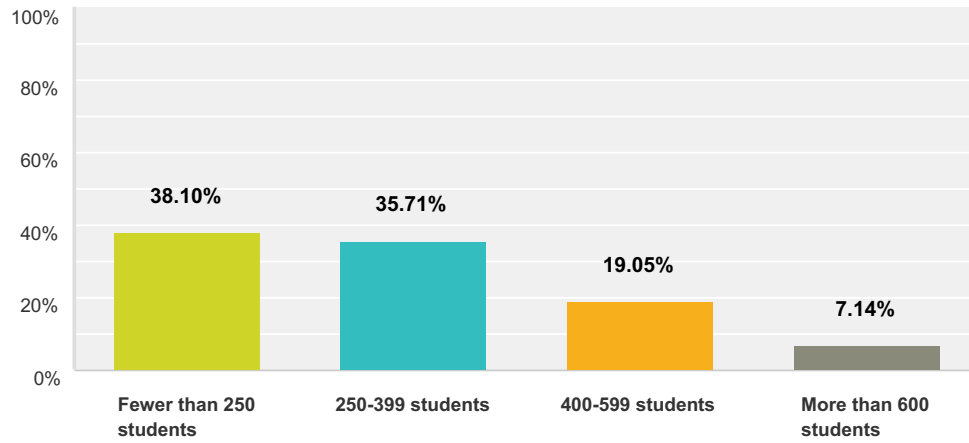
Answered: 43 Skipped: 0



Answer Choices	Responses	
Marin/Sonoma	27.91%	12
San Francisco	30.23%	13
South Bay (South of Sunnyvale/Cupertino)	6.98%	3
Peninsula	34.88%	15
East Bay	0.00%	0
<b>Total</b>		<b>43</b>

## Q2 What size is your school?

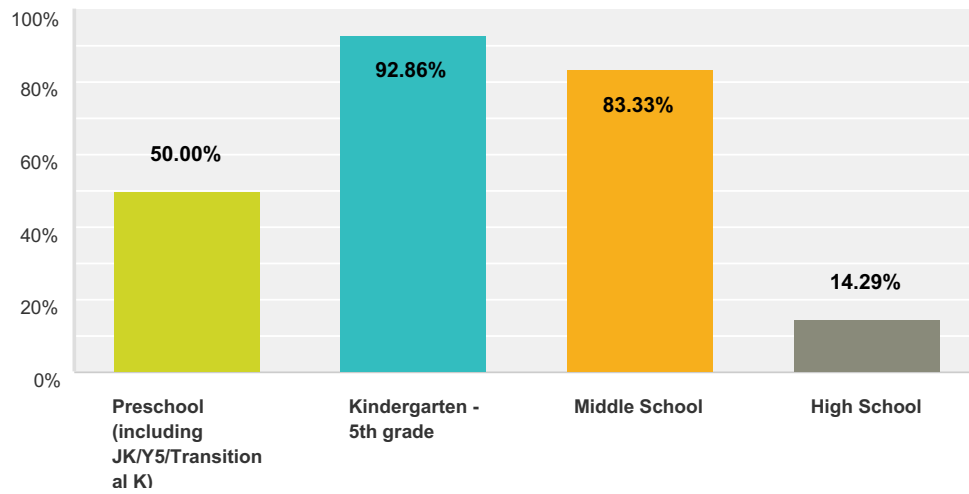
Answered: 42 Skipped: 1



Answer Choices	Responses	
Fewer than 250 students	38.10%	16
250-399 students	35.71%	15
400-599 students	19.05%	8
More than 600 students	7.14%	3
<b>Total</b>		<b>42</b>

### Q3 What grade levels does your school offer?

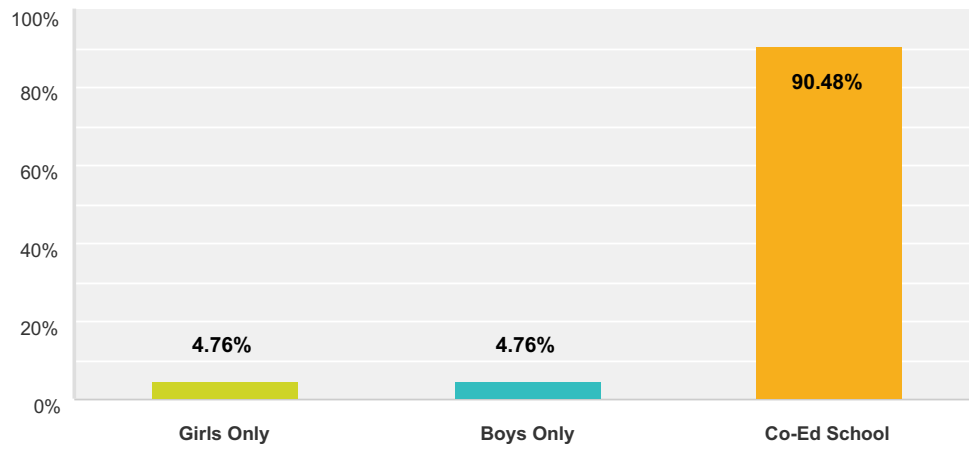
Answered: 42 Skipped: 1



Answer Choices	Responses	
Preschool (including JK/Y5/Transitional K)	50.00%	21
Kindergarten - 5th grade	92.86%	39
Middle School	83.33%	35
High School	14.29%	6
<b>Total Respondents: 42</b>		

### Q4 What genders do you serve at your school?

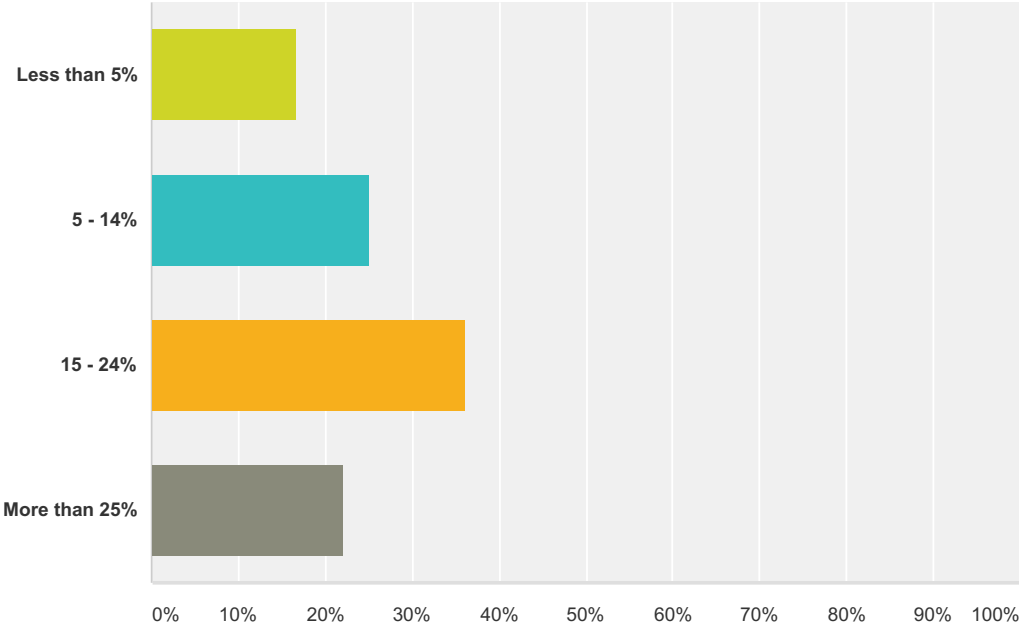
Answered: 42 Skipped: 1



Answer Choices	Responses
Girls Only	4.76% 2
Boys Only	4.76% 2
Co-Ed School	90.48% 38
<b>Total Respondents: 42</b>	

**Q12 What percentage of your applicant pool at your primary entry point (Pre-School/ Pre-K/Kindergarten) applied for Financial assistance? (please include sibling families)**

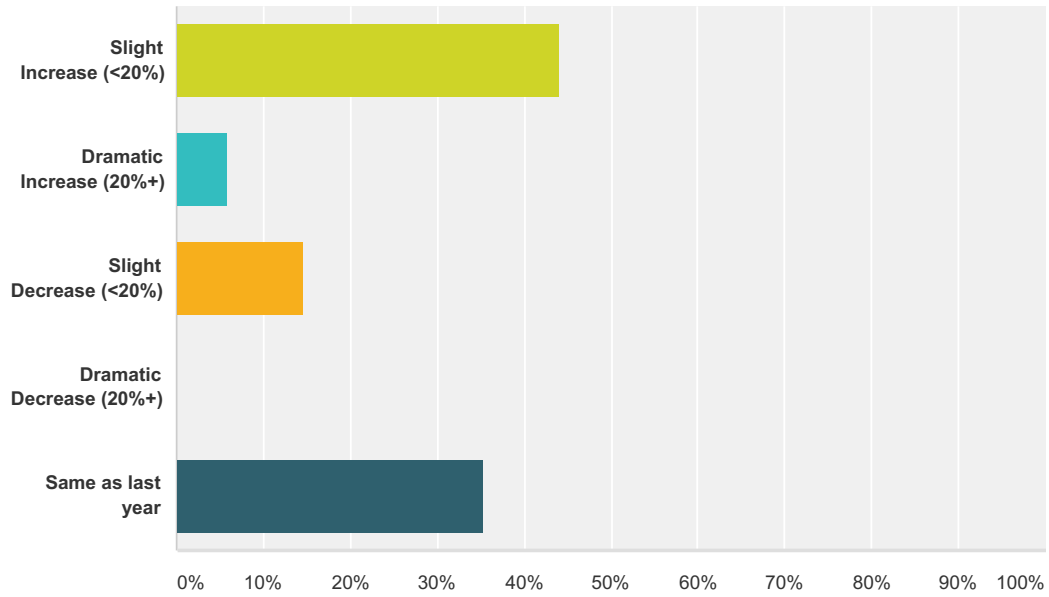
Answered: 36 Skipped: 7



Answer Choices	Responses	
Less than 5%	16.67%	6
5 - 14%	25.00%	9
15 - 24%	36.11%	13
More than 25%	22.22%	8
<b>Total</b>		<b>36</b>

**Q13 How would you describe your applicant pool at your primary entry point (Pre-School/ Pre-K/Kindergarten) (% increase/decrease) over the past three years for families who qualify for assistance?**

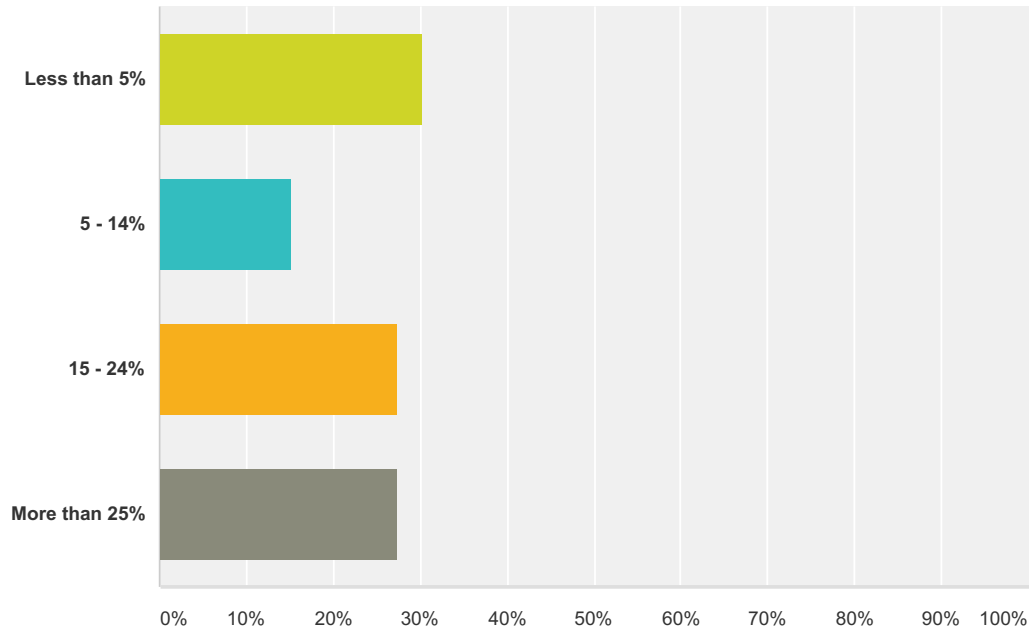
Answered: 34 Skipped: 9



Answer Choices	Responses
Slight Increase (<20%)	44.12% 15
Dramatic Increase (20%+)	5.88% 2
Slight Decrease (<20%)	14.71% 5
Dramatic Decrease (20%+)	0.00% 0
Same as last year	35.29% 12
<b>Total</b>	<b>34</b>

**Q14 What percentage of your applicant pool at your middle form entry point (4th/5th/6th) applied for Financial assistance? (include siblings)**

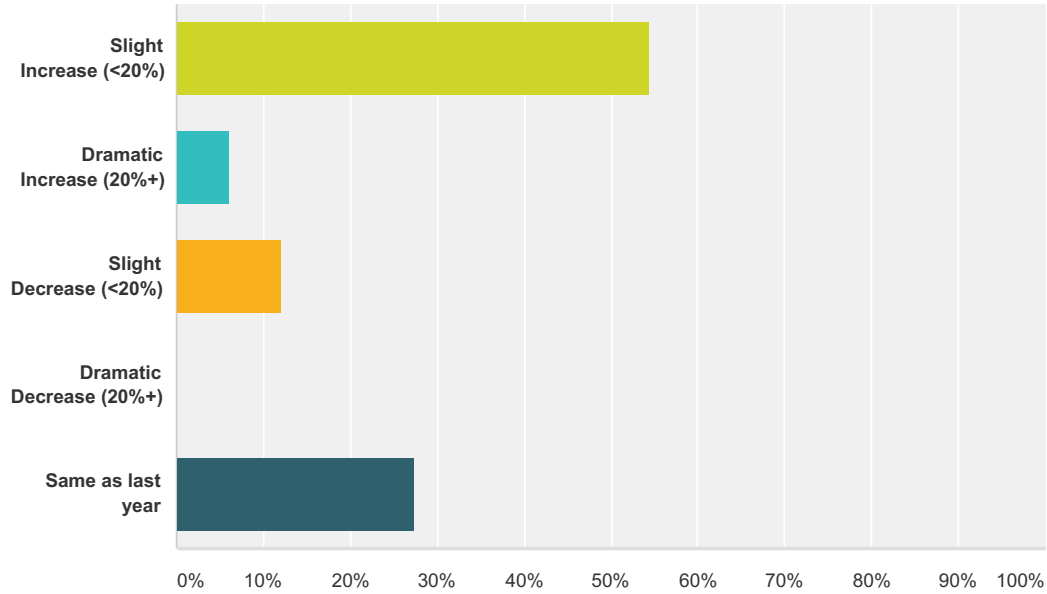
Answered: 33 Skipped: 10



Answer Choices	Responses	
Less than 5%	30.30%	10
5 - 14%	15.15%	5
15 - 24%	27.27%	9
More than 25%	27.27%	9
<b>Total</b>		<b>33</b>

**Q15 How would you describe your applicant pool at your middle form entry point (4th/5th/6th) (% increase/decrease) over the past three years for families who qualify for assistance?**

Answered: 33 Skipped: 10

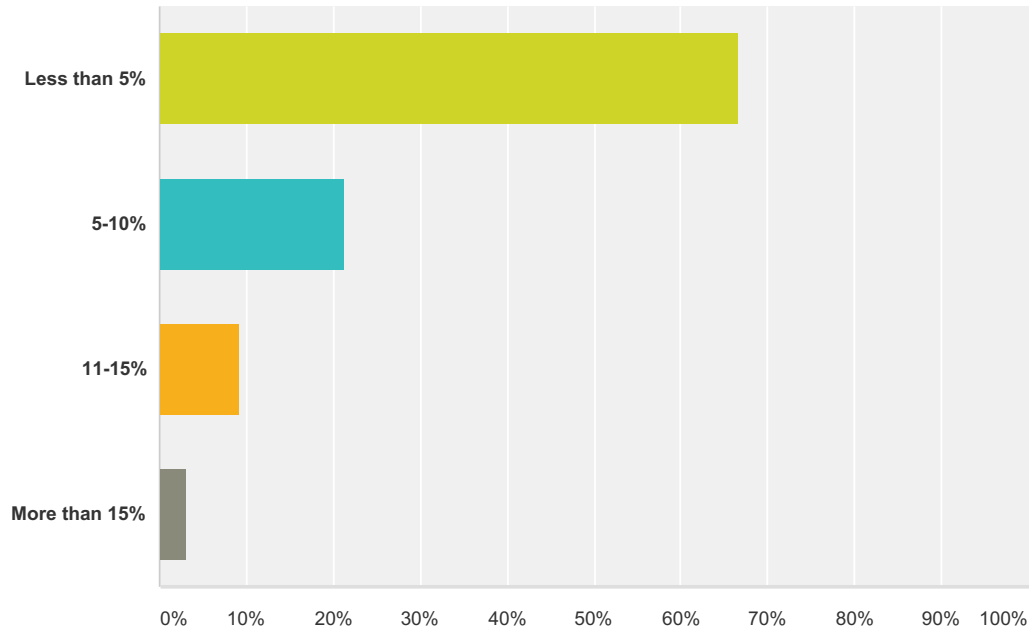


Answer Choices	Responses
Slight Increase (<20%)	54.55% 18
Dramatic Increase (20%+)	6.06% 2
Slight Decrease (<20%)	12.12% 4
Dramatic Decrease (20%+)	0.00% 0
Same as last year	27.27% 9
<b>Total</b>	<b>33</b>



**Q16 What percentage of your financial assistance applicant pool represents current families requesting new assistance? (ie., because of change in financial situation or an additional sibling enrolling)**

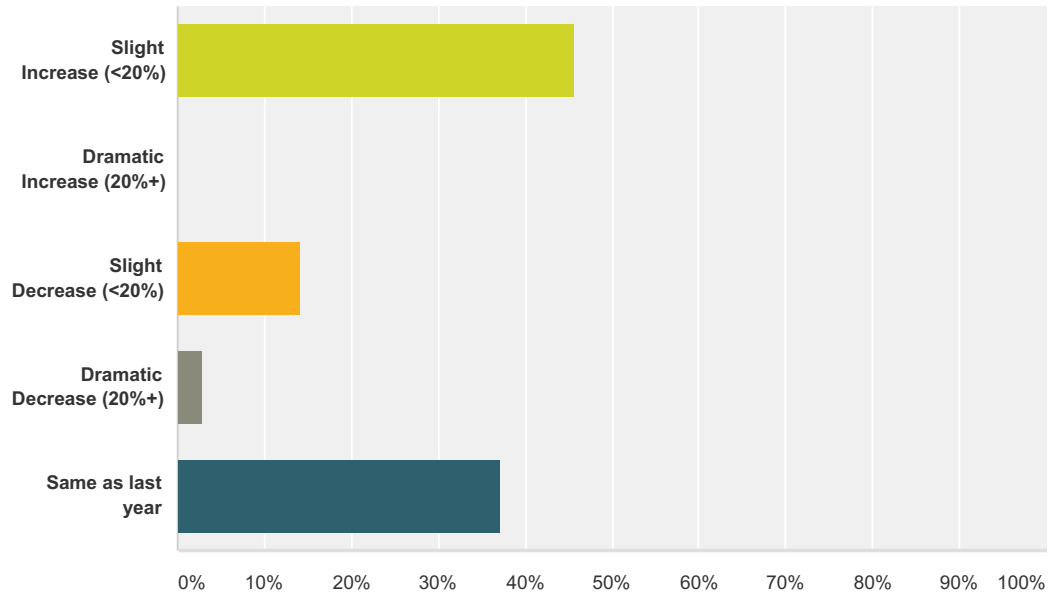
Answered: 33 Skipped: 10



Answer Choices	Responses
Less than 5%	66.67% 22
5-10%	21.21% 7
11-15%	9.09% 3
More than 15%	3.03% 1
<b>Total</b>	<b>33</b>

**Q17 How would you describe your applicant pool representing current families requesting new assistance (% increase/decrease) over the past three years?**

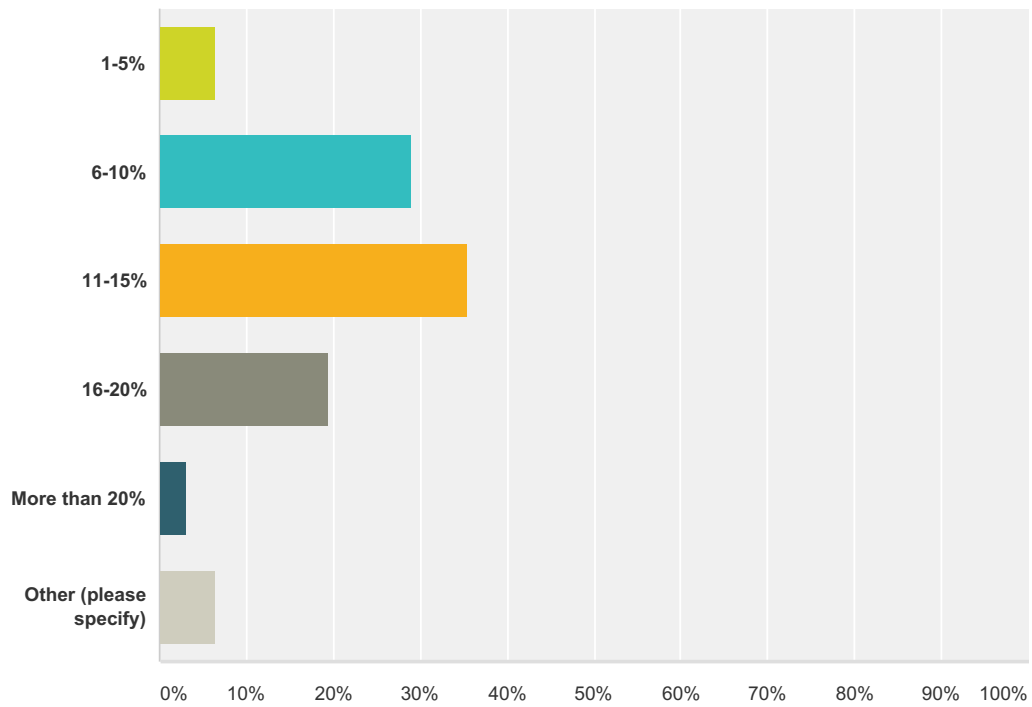
Answered: 35 Skipped: 8



Answer Choices	Responses	Count
Slight Increase (<20%)	45.71%	16
Dramatic Increase (20%+)	0.00%	0
Slight Decrease (<20%)	14.29%	5
Dramatic Decrease (20%+)	2.86%	1
Same as last year	37.14%	13
<b>Total</b>		<b>35</b>

### Q18 What percentage of total revenue is your financial assistance budget?

Answered: 31 Skipped: 12

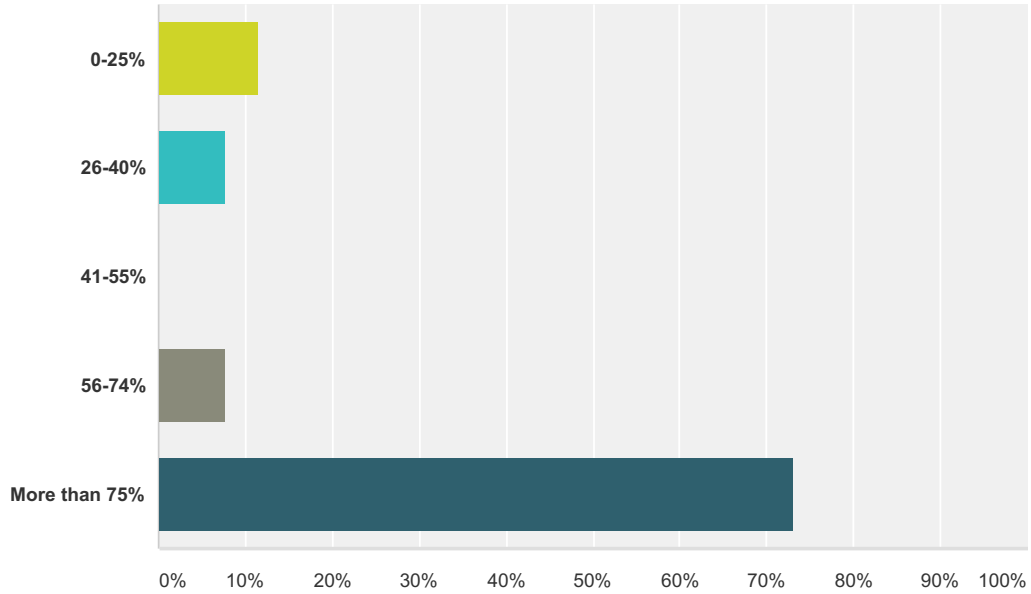


Answer Choices	Responses
1-5%	6.45% 2
6-10%	29.03% 9
11-15%	35.48% 11
16-20%	19.35% 6
More than 20%	3.23% 1
Other (please specify)	6.45% 2
<b>Total</b>	<b>31</b>

#	Other (please specify)	Date
1	13% - could we possibly all specify actual %?	11/15/2016 8:20 AM
2	NA	11/9/2016 10:38 AM

**Q19 What percentage of total need were you able to meet? (total need as determined by the online evaluation tool used by your school)**

Answered: 26 Skipped: 17



Answer Choices	Responses	Count
0-25%	11.54%	3
26-40%	7.69%	2
41-55%	0.00%	0
56-74%	7.69%	2
More than 75%	73.08%	19
<b>Total</b>		<b>26</b>

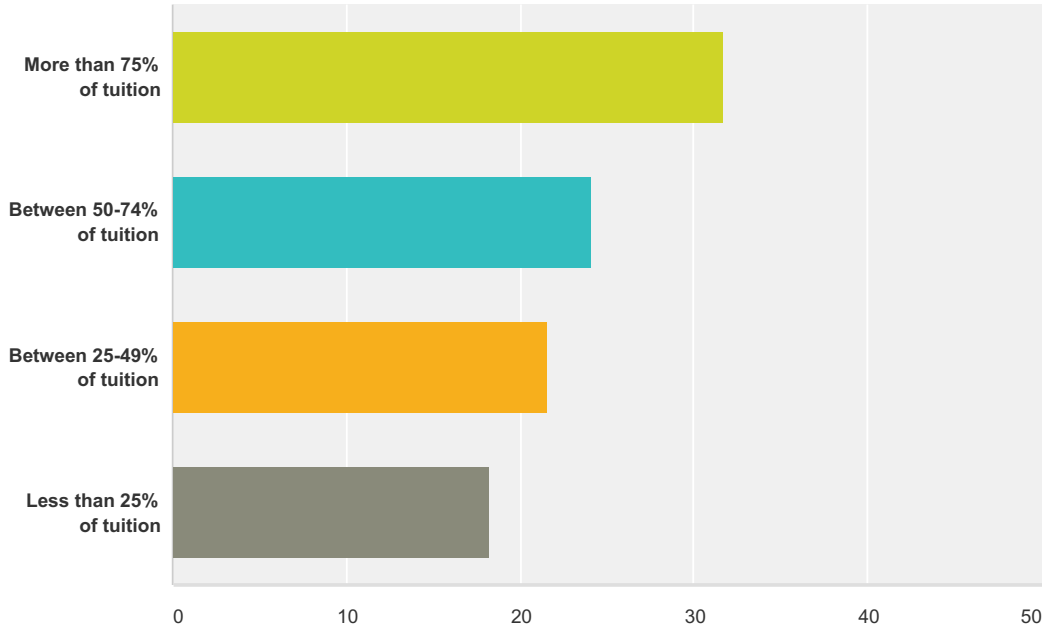
## Q20 What percentage of your students are receiving financial aid?

Answered: 30 Skipped: 13

#	Responses	Date
1	27	12/1/2016 2:00 PM
2	27	11/28/2016 4:06 PM
3	11	11/28/2016 12:48 PM
4	22	11/23/2016 10:47 AM
5	29.4	11/23/2016 10:02 AM
6	13%	11/22/2016 7:53 PM
7	18%	11/22/2016 3:37 PM
8	10-15%	11/22/2016 3:16 PM
9	20%	11/22/2016 11:34 AM
10	about 20%	11/22/2016 11:24 AM
11	30.6	11/21/2016 2:48 PM
12	24%	11/21/2016 10:47 AM
13	18	11/18/2016 1:27 PM
14	3%	11/18/2016 11:58 AM
15	0	11/17/2016 10:07 PM
16	14.8%	11/17/2016 1:57 PM
17	17%	11/14/2016 7:36 PM
18	22%	11/10/2016 4:08 PM
19	35%	11/10/2016 2:50 PM
20	20%	11/10/2016 10:00 AM
21	11%	11/9/2016 3:26 PM
22	20	11/9/2016 2:14 PM
23	20	11/9/2016 2:07 PM
24	19%	11/9/2016 1:46 PM
25	20%	11/9/2016 11:24 AM
26	NA - We have a very small in-house program that we just started last year. Only 8 students received partial financial aid. Our hope is to grow this program each year.	11/9/2016 10:38 AM
27	22	11/9/2016 9:43 AM
28	20%	11/9/2016 9:41 AM
29	28%	11/9/2016 9:32 AM
30	40%	11/9/2016 9:27 AM

### Q21 What percentage of your school's recipients of financial assistance receive an award of each of the following categories?

Answered: 21 Skipped: 22



Answer Choices	Average Number	Total Number	Responses
More than 75% of tuition	32	634	20
Between 50-74% of tuition	24	458	19
Between 25-49% of tuition	22	389	18
Less than 25% of tuition	18	366	20
<b>Total Respondents: 21</b>			

#	More than 75% of tuition	Date
1	50	12/1/2016 2:00 PM
2	33	11/28/2016 12:48 PM
3	66	11/23/2016 10:47 AM
4	19	11/22/2016 3:37 PM
5	75	11/22/2016 11:34 AM
6	4	11/21/2016 2:48 PM
7	51	11/21/2016 10:47 AM
8	44	11/18/2016 1:27 PM
9	80	11/18/2016 11:58 AM
10	0	11/17/2016 10:07 PM
11	70	11/17/2016 1:57 PM

## 2016 Fall BADA Survey

12	10	11/14/2016 7:36 PM
13	55	11/10/2016 4:08 PM
14	10	11/10/2016 10:00 AM
15	25	11/9/2016 2:14 PM
16	25	11/9/2016 2:07 PM
17	5	11/9/2016 1:46 PM
18	2	11/9/2016 11:24 AM
19	5	11/9/2016 9:43 AM
20	5	11/9/2016 9:27 AM
<b>#</b>	<b>Between 50-74% of tuition</b>	<b>Date</b>
1	22	12/1/2016 2:00 PM
2	33	11/28/2016 12:48 PM
3	20	11/23/2016 10:47 AM
4	45	11/22/2016 3:37 PM
5	10	11/22/2016 11:34 AM
6	26	11/21/2016 2:48 PM
7	15	11/21/2016 10:47 AM
8	32	11/18/2016 1:27 PM
9	0	11/17/2016 10:07 PM
10	11	11/17/2016 1:57 PM
11	35	11/14/2016 7:36 PM
12	34	11/10/2016 4:08 PM
13	35	11/10/2016 10:00 AM
14	25	11/9/2016 2:14 PM
15	30	11/9/2016 2:07 PM
16	20	11/9/2016 1:46 PM
17	45	11/9/2016 11:24 AM
18	5	11/9/2016 9:43 AM
19	15	11/9/2016 9:27 AM
<b>#</b>	<b>Between 25-49% of tuition</b>	<b>Date</b>
1	18	12/1/2016 2:00 PM
2	20	11/28/2016 12:48 PM
3	9	11/23/2016 10:47 AM
4	26	11/22/2016 3:37 PM
5	10	11/22/2016 11:34 AM
6	39	11/21/2016 2:48 PM
7	16	11/21/2016 10:47 AM
8	20	11/18/2016 1:27 PM
9	0	11/17/2016 10:07 PM
10	11	11/17/2016 1:57 PM
11	40	11/14/2016 7:36 PM

## 2016 Fall BADA Survey

12	35	11/10/2016 10:00 AM
13	30	11/9/2016 2:14 PM
14	25	11/9/2016 2:07 PM
15	20	11/9/2016 1:46 PM
16	30	11/9/2016 11:24 AM
17	5	11/9/2016 9:43 AM
18	35	11/9/2016 9:27 AM
<b>#</b>	<b>Less than 25% of tuition</b>	<b>Date</b>
1	10	12/1/2016 2:00 PM
2	14	11/28/2016 12:48 PM
3	5	11/23/2016 10:47 AM
4	10	11/22/2016 3:37 PM
5	100	11/22/2016 3:16 PM
6	5	11/22/2016 11:34 AM
7	31	11/21/2016 2:48 PM
8	18	11/21/2016 10:47 AM
9	4	11/18/2016 1:27 PM
10	0	11/17/2016 10:07 PM
11	8	11/17/2016 1:57 PM
12	15	11/14/2016 7:36 PM
13	13	11/10/2016 4:08 PM
14	20	11/10/2016 10:00 AM
15	15	11/9/2016 2:14 PM
16	20	11/9/2016 2:07 PM
17	5	11/9/2016 1:46 PM
18	23	11/9/2016 11:24 AM
19	5	11/9/2016 9:43 AM
20	45	11/9/2016 9:27 AM



## Q22 As a percentage of tuition, what is the maximum award that your school offers?

Answered: 27 Skipped: 16

#	Responses	Date
1	98%	12/1/2016 2:00 PM
2	a minimum payment of \$2,500. Award is the difference between that and full tuition.	11/28/2016 4:06 PM
3	100	11/28/2016 12:48 PM
4	98	11/23/2016 10:47 AM
5	90%	11/22/2016 7:53 PM
6	96	11/22/2016 3:37 PM
7	20	11/22/2016 3:16 PM
8	95%	11/22/2016 11:34 AM
9	95%	11/22/2016 11:24 AM
10	85	11/21/2016 2:48 PM
11	98	11/21/2016 10:47 AM
12	99	11/18/2016 1:27 PM
13	0.4	11/18/2016 11:58 AM
14	No maximum	11/17/2016 10:07 PM
15	85%	11/17/2016 1:57 PM
16	76%	11/14/2016 7:36 PM
17	100%	11/10/2016 4:08 PM
18	90%	11/10/2016 10:00 AM
19	98%	11/9/2016 3:26 PM
20	\$750 - \$32,000	11/9/2016 2:14 PM
21	close to 100%	11/9/2016 2:07 PM
22	\$24,900	11/9/2016 1:46 PM
23	90%	11/9/2016 11:24 AM
24	NA	11/9/2016 10:38 AM
25	75%	11/9/2016 9:43 AM
26	97% award	11/9/2016 9:32 AM
27	80%	11/9/2016 9:27 AM

### Q23 As a percentage of tuition, what is the minimum award that your school offers?

Answered: 26 Skipped: 17

#	Responses	Date
1	4%	12/1/2016 2:00 PM
2	No minimum for an award. In my time we have never offered an award below \$1,000.	11/28/2016 4:06 PM
3	based on recommendation of SSS	11/28/2016 12:48 PM
4	2	11/23/2016 10:47 AM
5	10	11/22/2016 3:37 PM
6	5	11/22/2016 3:16 PM
7	10%	11/22/2016 11:34 AM
8	5%	11/22/2016 11:24 AM
9	6	11/21/2016 2:48 PM
10	8	11/21/2016 10:47 AM
11	16	11/18/2016 1:27 PM
12	0.2	11/18/2016 11:58 AM
13	No minimum	11/17/2016 10:07 PM
14	7%	11/17/2016 1:57 PM
15	5%	11/14/2016 7:36 PM
16	13%	11/10/2016 4:08 PM
17	10%	11/10/2016 10:00 AM
18	10%	11/9/2016 3:26 PM
19	\$750- \$32,000	11/9/2016 2:14 PM
20	6%	11/9/2016 2:07 PM
21	\$1,000	11/9/2016 1:46 PM
22	5%	11/9/2016 11:24 AM
23	NA	11/9/2016 10:38 AM
24	3	11/9/2016 9:43 AM
25	3% award	11/9/2016 9:32 AM
26	5%	11/9/2016 9:27 AM

## Q24 As a percentage of tuition, what is the average award that your school offers?

Answered: 23 Skipped: 20

#	Responses	Date
1	not sure	12/1/2016 2:00 PM
2	50%	11/28/2016 4:06 PM
3	65	11/28/2016 12:48 PM
4	76	11/23/2016 10:47 AM
5	12	11/22/2016 3:37 PM
6	15	11/22/2016 3:16 PM
7	40	11/21/2016 2:48 PM
8	67	11/18/2016 1:27 PM
9	0.3	11/18/2016 11:58 AM
10	10%	11/17/2016 10:07 PM
11	71%	11/17/2016 1:57 PM
12	\$10,000	11/14/2016 7:36 PM
13	78%	11/10/2016 4:08 PM
14	50%	11/10/2016 10:00 AM
15	varies	11/9/2016 3:26 PM
16	50%	11/9/2016 2:14 PM
17	50%	11/9/2016 2:07 PM
18	\$15,000 - \$17,000	11/9/2016 1:46 PM
19	20%	11/9/2016 11:24 AM
20	NA	11/9/2016 10:38 AM
21	25%	11/9/2016 9:43 AM
22	65%	11/9/2016 9:32 AM
23	35%	11/9/2016 9:27 AM

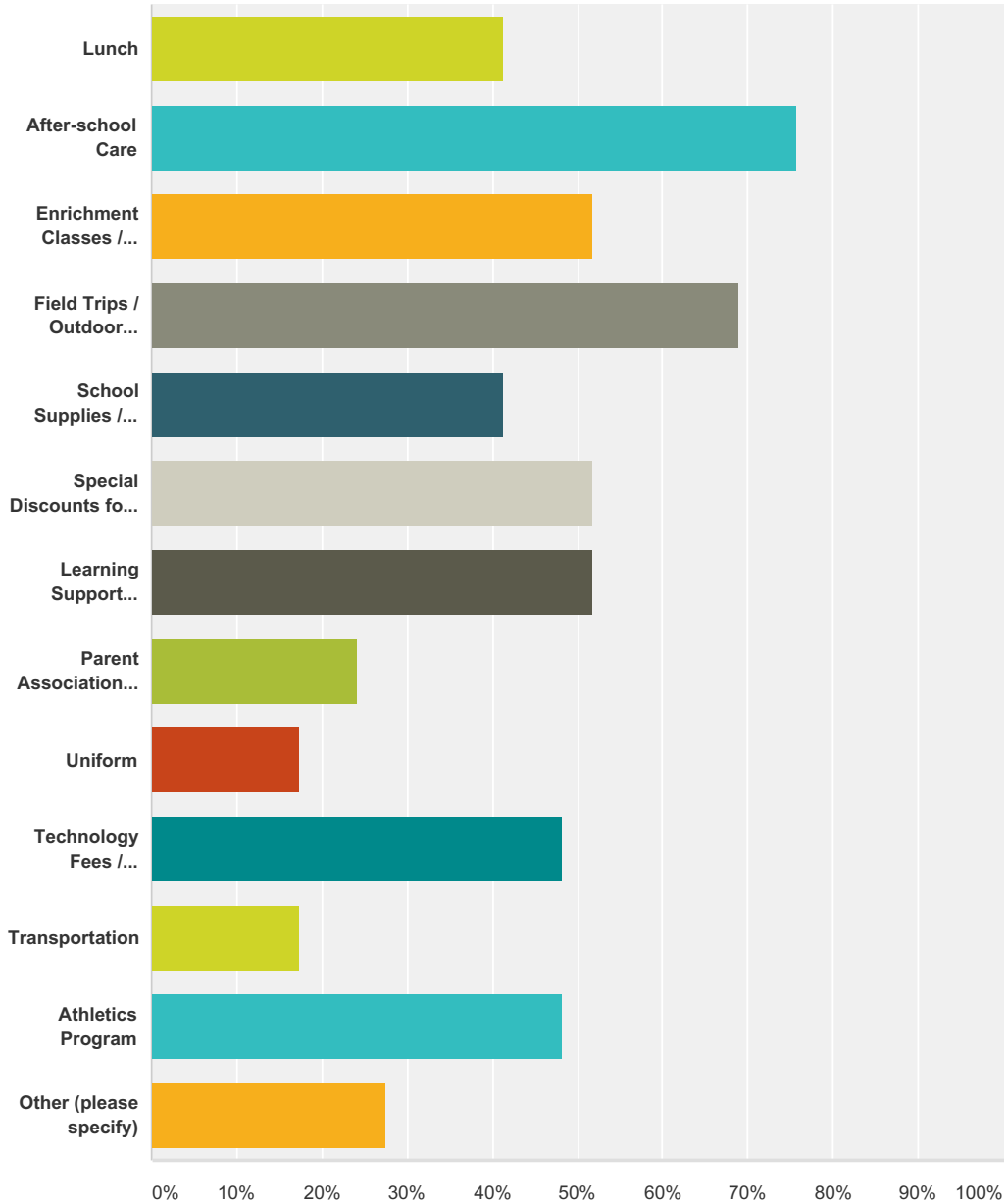
**Q25 What percentage of financial assistance applicants are not able to enroll due to not receiving any financial assistance or not meeting the full need?**

Answered: 22 Skipped: 21

#	Responses	Date
1	5%	12/1/2016 2:00 PM
2	80%	11/28/2016 4:06 PM
3	0	11/28/2016 12:48 PM
4	3	11/22/2016 3:37 PM
5	less than 5	11/22/2016 3:16 PM
6	0%	11/22/2016 11:34 AM
7	76	11/21/2016 10:47 AM
8	0	11/18/2016 1:27 PM
9	0	11/18/2016 11:58 AM
10	0	11/17/2016 10:07 PM
11	10%	11/17/2016 1:57 PM
12	15%	11/14/2016 7:36 PM
13	0	11/10/2016 4:08 PM
14	5-10%	11/10/2016 10:00 AM
15	0	11/9/2016 3:26 PM
16	0	11/9/2016 2:07 PM
17	3%	11/9/2016 1:46 PM
18	1%	11/9/2016 11:24 AM
19	NA	11/9/2016 10:38 AM
20	0	11/9/2016 9:43 AM
21	2%	11/9/2016 9:32 AM
22	3%	11/9/2016 9:27 AM

**Q26 For families who receive financial assistance, do you provide financial assistance for the following ancillary fees? (Check all that apply)**

Answered: 29 Skipped: 14



Answer Choices	Responses
Lunch	41.38% 12
After-school Care	75.86% 22
Enrichment Classes / Specialty Classes	51.72% 15
Field Trips / Outdoor Education	68.97% 20

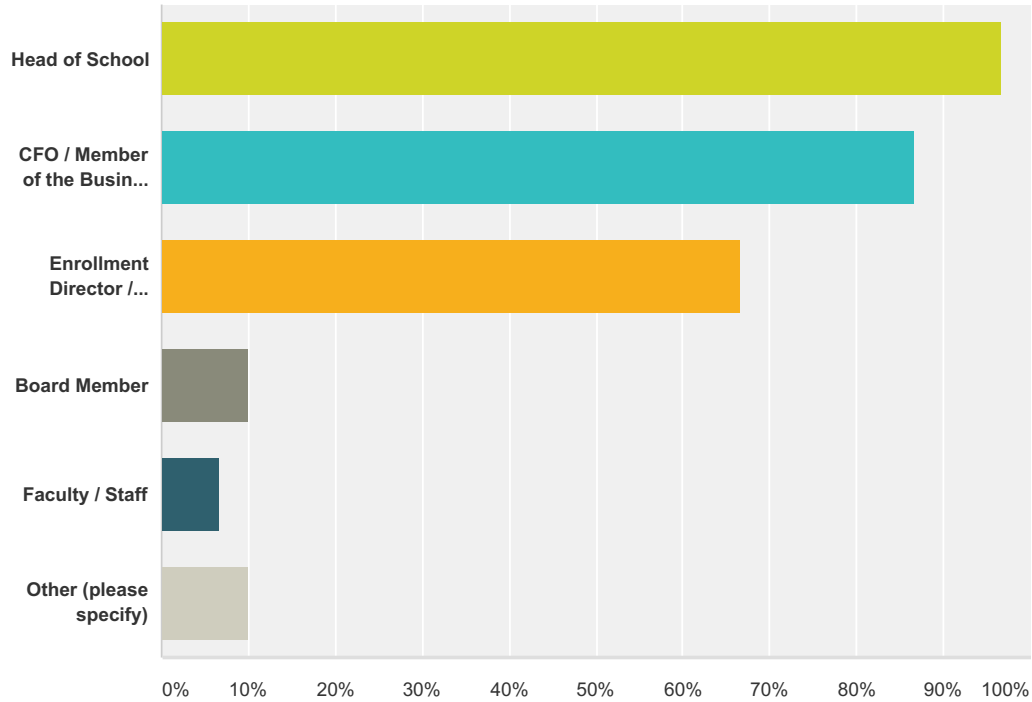
## 2016 Fall BADA Survey

School Supplies / Books	41.38%	12
Special Discounts for Community Events	51.72%	15
Learning Support Services	51.72%	15
Parent Association Fees	24.14%	7
Uniform	17.24%	5
Technology Fees / Equipment	48.28%	14
Transportation	17.24%	5
Athletics Program	48.28%	14
Other (please specify)	27.59%	8
<b>Total Respondents: 29</b>		

#	Other (please specify)	Date
1	Lunch only provided PS-5. 6-8 families must bring lunch.	11/28/2016 4:06 PM
2	All the other categories are included in our tuition for all!	11/28/2016 12:48 PM
3	some of these items are included in tuition others we prorate. We wish we could do more in learning services with evals and tutoring	11/23/2016 10:47 AM
4	Many of these items are included in tuition. Lunch is included at the Upper School, not at the Lower or Middle School.	11/22/2016 3:37 PM
5	None	11/21/2016 2:48 PM
6	Many fees mentioned above are included in the cost of tuition.	11/21/2016 10:47 AM
7	everything but after-school care/classes is already included in tuition	11/9/2016 2:07 PM
8	Language Trips, Summer School	11/9/2016 9:43 AM

### Q27 Who is part of the financial assistance evaluation and decision process? (check all that apply)

Answered: 30 Skipped: 13

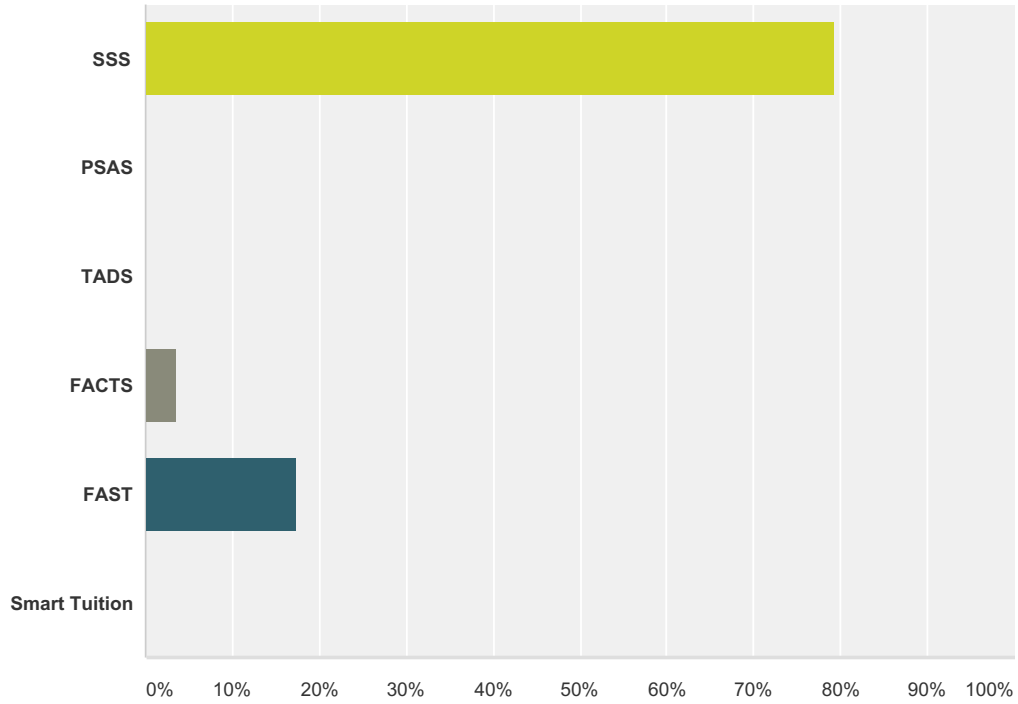


Answer Choices	Responses
Head of School	96.67% 29
CFO / Member of the Business Office	86.67% 26
Enrollment Director / Admission Director	66.67% 20
Board Member	10.00% 3
Faculty / Staff	6.67% 2
Other (please specify)	10.00% 3
<b>Total Respondents: 30</b>	

#	Other (please specify)	Date
1	Assistant Head of School	11/23/2016 10:47 AM
2	outside consultant	11/10/2016 10:00 AM
3	Enrollment Coordinator/Index Tuition Coordinator	11/9/2016 2:14 PM

### Q28 What online tool do you use for families to submit the Financial assistance application?

Answered: 29 Skipped: 14



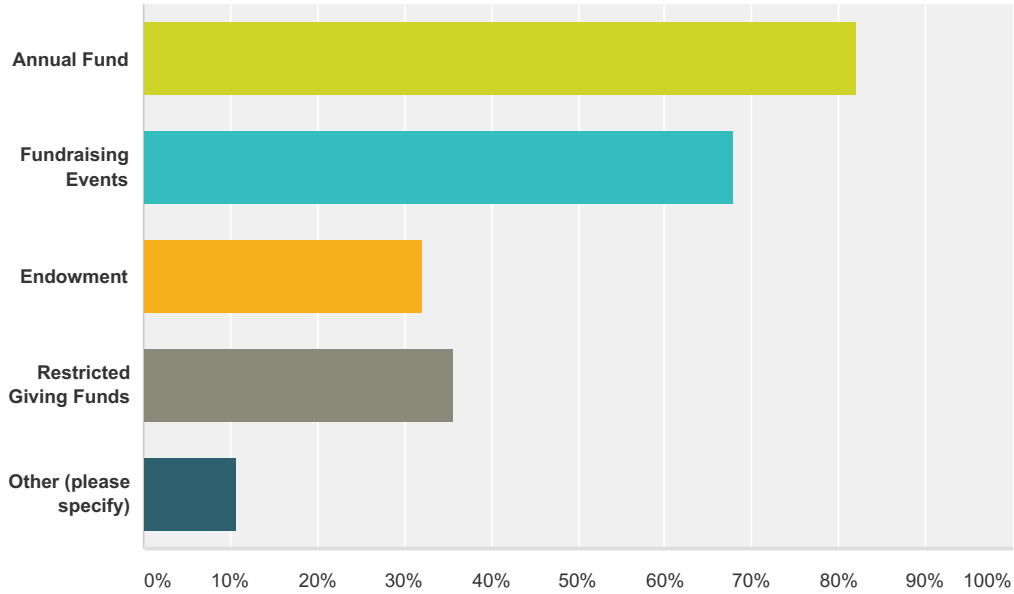
Answer Choices	Responses	
SSS	79.31%	23
PSAS	0.00%	0
TADS	0.00%	0
FACTS	3.45%	1
FAST	17.24%	5
Smart Tuition	0.00%	0
<b>Total</b>		<b>29</b>

#	Other (please specify)	Date
1	In house application/policy	11/18/2016 11:58 AM



**Q29 What are the specific fundraising initiatives that your school has that contributes to the Financial Assistance budget? (check all that apply)**

Answered: 28 Skipped: 15



Answer Choices	Responses
Annual Fund	82.14% 23
Fundraising Events	67.86% 19
Endowment	32.14% 9
Restricted Giving Funds	35.71% 10
Other (please specify)	10.71% 3
<b>Total Respondents: 28</b>	

#	Other (please specify)	Date
1	We allocate 15.7% of net tuition revenue	11/23/2016 10:47 AM
2	Parent Association Spring Auction & Fundraising Event	11/14/2016 7:36 PM
3	tuition	11/9/2016 2:07 PM

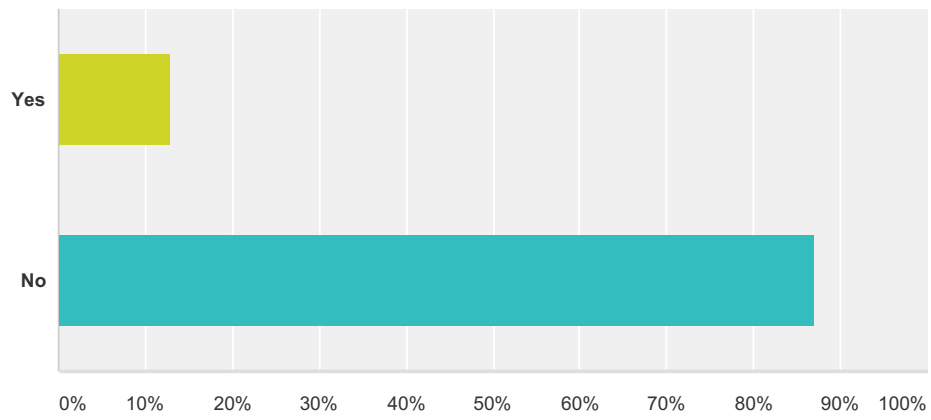
**Q30 We are in the process of creating a Financial Assistance Resource guide. Please provide any topics that you would like to learn more about or resources that you have found helpful that we could share with the membership: (i.e. Tuition Assistance Policy Samples, Help with Professional Judgement Setting)**

Answered: 4 Skipped: 39

#	Responses	Date
1	S-corporations - how do we better evaluate returns of those with personal businesses?	11/28/2016 12:48 PM
2	Tuition Assistance for Faculty/Staff Policy Samples	11/22/2016 7:53 PM
3	policies, benchmarks, selection criteria	11/18/2016 11:58 AM
4	FA trend data and how to market to different generations	11/9/2016 2:14 PM

### Q31 Does your school offer sibling discount?

Answered: 31 Skipped: 12



Answer Choices	Responses	
Yes	12.90%	4
No	87.10%	27
<b>Total</b>		<b>31</b>

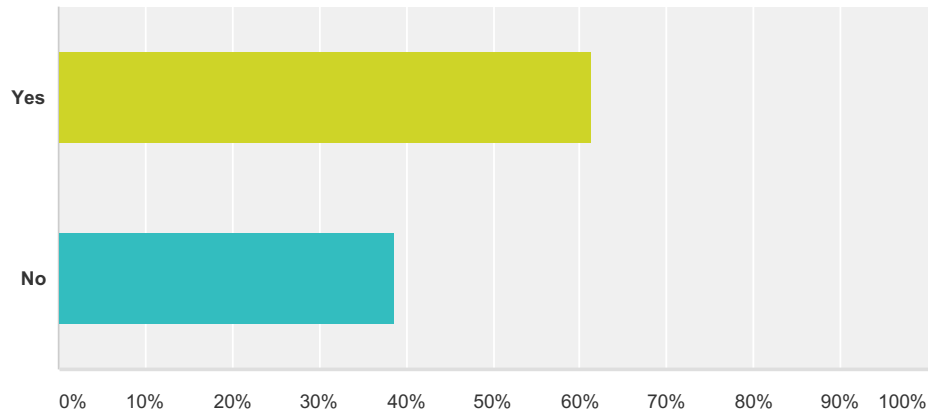
**Q32 If yes to sibling discount, what is the percentage discount for sibling families?**

Answered: 4 Skipped: 39

#	Responses	Date
1	5	11/22/2016 3:17 PM
2	10% for 2nd, 20 for 3rd, etc.	11/18/2016 12:01 PM
3	10	11/9/2016 1:47 PM
4	5%	11/9/2016 11:24 AM

### Q33 Does your school offer employee remission?

Answered: 31 Skipped: 12



Answer Choices	Responses	
Yes	61.29%	19
No	38.71%	12
<b>Total</b>		<b>31</b>

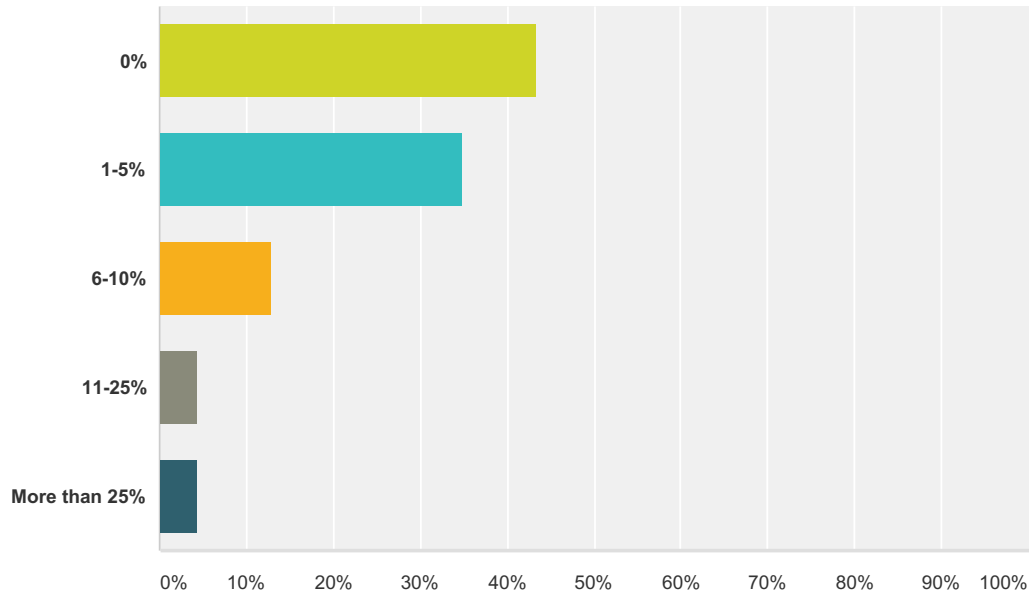
### Q34 If yes to remission, what is the percentage discount for families who receive remission?

Answered: 18 Skipped: 25

#	Responses	Date
1	60% for the first staff child, none after that. For staff working less than 100% time, discount decreases to 30%.	11/28/2016 4:10 PM
2	50%	11/28/2016 12:49 PM
3	25% off for up to two children	11/23/2016 10:49 AM
4	50%	11/23/2016 10:02 AM
5	Faculty - 50	11/22/2016 3:55 PM
6	20	11/22/2016 3:17 PM
7	40%	11/22/2016 11:34 AM
8	20	11/21/2016 10:47 AM
9	60%	11/18/2016 12:01 PM
10	100% first child	11/17/2016 10:08 PM
11	50%	11/14/2016 7:37 PM
12	50% for full time employees	11/10/2016 10:00 AM
13	50%	11/9/2016 3:27 PM
14	\$2500	11/9/2016 2:15 PM
15	100	11/9/2016 1:46 PM
16	50%	11/9/2016 10:40 AM
17	7%	11/9/2016 9:33 AM
18	40	11/9/2016 9:28 AM

**Q35 What percentage of your overall tuition discount is allocated toward non-need funding (i.e. remission, sibling discount, one-time unexpected hardship?)**

Answered: 23 Skipped: 20



Answer Choices	Responses	
0%	43.48%	10
1-5%	34.78%	8
6-10%	13.04%	3
11-25%	4.35%	1
More than 25%	4.35%	1
<b>Total</b>		<b>23</b>